

RApid

**Components Catalogue
for Europe, Middle East & Africa**



Food & Beverage

Life Sciences


Oil & Gas

Automotive & Tire (EV)

Water

Mining

Chemical



Why Choose Us?

Get the right components, at the right price, right when you need them.



Rockwell Automation offers quality Allen-Bradley® industrial components with 115 years of time-tested quality and durability. This catalog is your initial guide to selecting the best components to meet your specific application requirements. Throughout the book we have included resources to help you learn more and contact our local experts.

With Allen-Bradley components, you will find the highest quality at a fair price, an intuitive product selection, quick turnaround time and fast delivery. Additionally, you will get components that perform to your specifications, with the services and support you demand.



Looking for More?

This catalog highlights only our most essential components. For a complete product selection, visit our online product directory at www.rockwellautomation.com/en-gb/products/hardware/allen-bradley.html

Rely on Award-Winning Products

Order and install with confidence. Don't just take our word for it. Year after year, Allen-Bradley industrial component products are ranked best in category by your peers. Our 21 first-place categories include:

- Controller, Motion
- Controller, Programmable Automation Controller
- Controller, Programmable Logic Controller
- Controller, Embedded Computer System
- Operator Interface
- Power Supply
- Relay
- Stack Light Tower
- Industrial Electric Motor Drive
- Motor, Servo
- Motor Starter
- Input/Output Systems
- Input/Output, Machine-Mount
- Machine Safety Components
- Programmable Safety Controller
- Safety Network Components
- Safety Relay
- Sensing, Encoder/Resolver Measurement
- Software, Integrated Platform
- Software, Motion Control
- Software, PLC Programming

North American Standards

Exporting machines to North America can be difficult for European businesses, who often struggle with the required approaches, designs and standards. The different rules established over the years in different industries or regions have led to radically different approaches. Definitions such as “Branch Circuit” and “Feeder”, or “Supplementary Protection” and “Limited Energy Circuit”, which are cornerstones of the North American system, have no equivalent in the design of industrial installations according to European regulations. The reason for this is not a simple problem of different terminology, but a different conceptual approach. Rockwell Automation provides wide consultancy and support leveraging its roots and expertise.



Innovation Awards

“Our PEOPLE are the foundation of all we do, and creating an environment where everyone can do their best work is fundamental to our success.”

– Blake Moret,
President and Chief Executive Officer



2019 World's Most Ethical Companies List

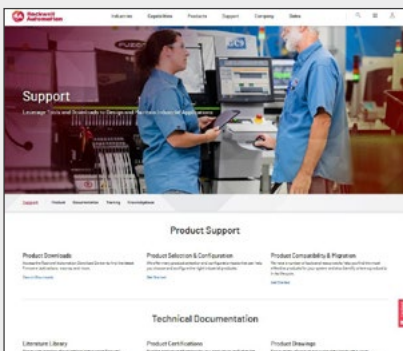
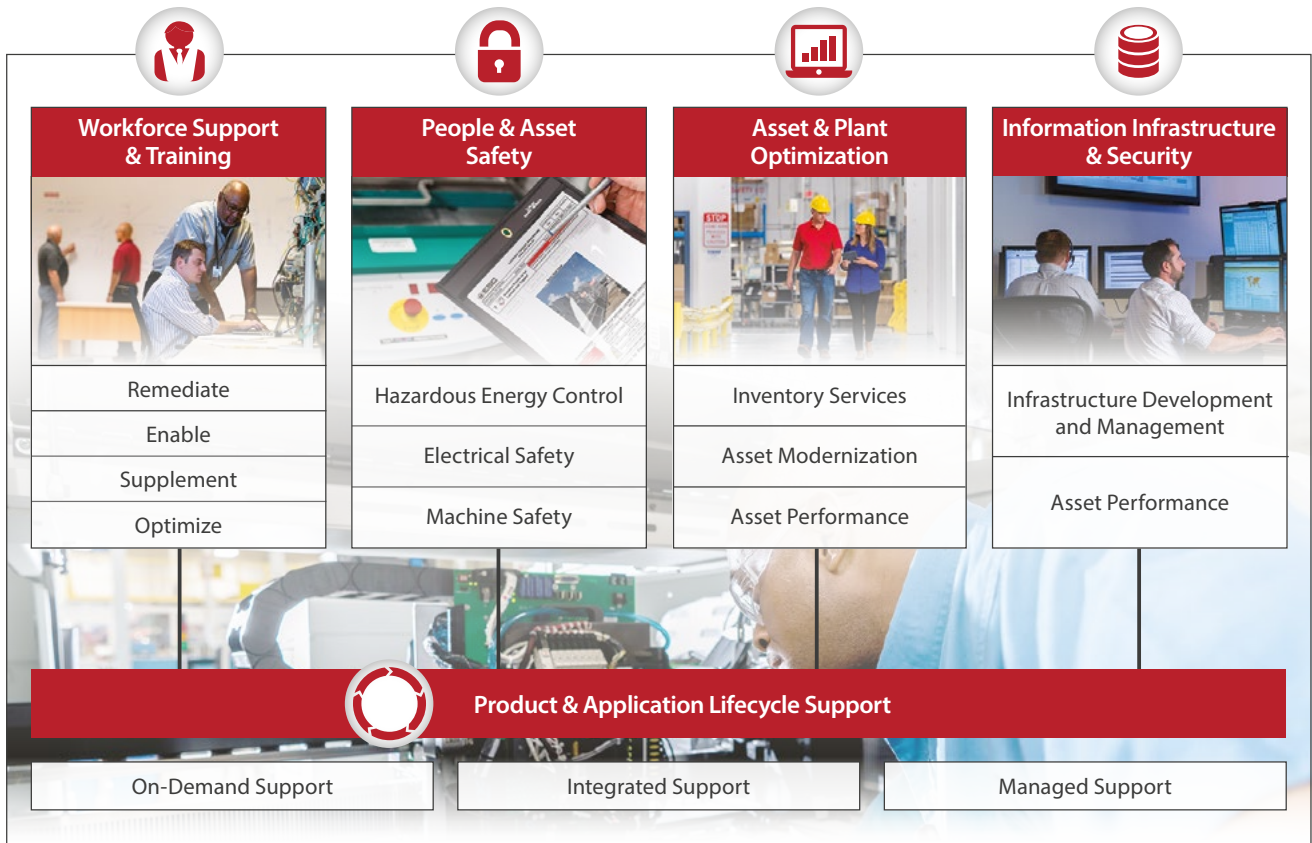
For the seventh time, the Ethisphere Institute has named Rockwell Automation as one of the “World’s Most Ethical (WME) Companies,” a recognition that honors organizations that continue to raise the bar on ethical leadership and corporate behavior.

The Ethisphere Institute is an independent center of research promoting best practices in corporate ethics and governance. World’s Most Ethical Company honorees understand the correlation between ethics, reputation and daily interactions.



Rockwell Automation Services

Minimizing Risk. Maximizing Productivity.




Support

Visit the Rockwell Automation support website for more information on all our offerings.
www.rockwellautomation.com/en-gb/support.html



Online Resources

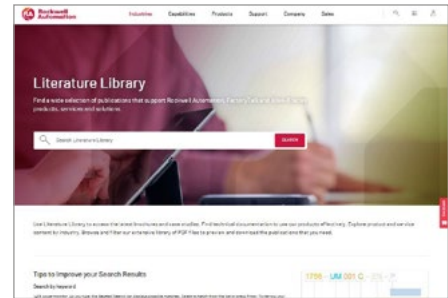
Rockwell Automation offers a wide range of online tools to assist you in selecting and configuring your application.



Literature Library

Browse Literature Library for technical and commercial publications in multiple languages.

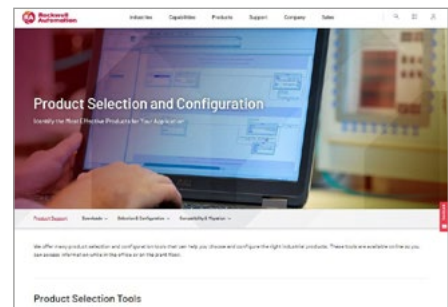
- Application Guides
- User Manuals
- Brochures
- White Papers
- Instruction Sheets



Select, Design and Configure

Browse our diverse collection of tools designed to help you choose the right products, and plan and configure a system to support your business needs.


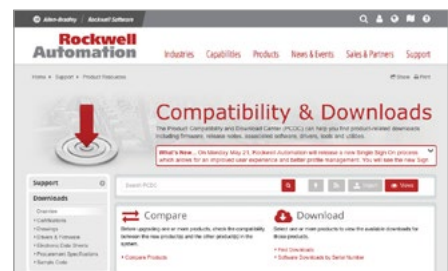
- Accelerator Toolkits
- System Configuration
- Product Drawings
- Product Certifications
- Product Selection



Drivers, Software and Downloads

Get access to all the latest resources to support your application.

- Drivers
- Software Downloads
- Firmware Updates
- Software Activations and Transfers
- Network Resources



ROK Product Catalog App

The Rockwell Automation Product Catalog iPad app allows you the convenience to browse or search our comprehensive product offering from your iPad.

For more details and to download the free app, visit the iTunes app store.



Looking for More?

This catalog highlights only our most essential components. For a complete product selection, visit our online product directory at www.rockwellautomation.com/en-gb/products/hardware/allen-bradley.html

Smart Devices

Make data-driven productivity improvements using Smart Devices

At its most basic level, The Connected Enterprise is about enabling the equipment, machinery, and devices in a manufacturing plant to provide real time information that can help optimize plant operations.

Smart devices help you:

- Increase productivity
- Produce higher-quality products at lower costs
- Support regulatory compliance
- Identify and address worker-safety issues
- Optimize supply chains

Our smart devices are the foundation of integrated control and information, providing seamless connectivity and the raw data for your Connected Enterprise.

Real-time Data

Current, Voltage, kWh, Running Time, Temperature, Safety



Information

*CONTEXTUALIZATION
Production output, Warnings/Alarms, Energy usage, Downtime causals*



Our Smart Devices Include:

Variable Frequency Drives



Servo Drives




Motor Starters



Condition Monitoring





Knowledge

ANALYTICS
 Mean Time to Repair, Predictive maintenance, OEE

Optimize

ACTION
 More efficient process workflows, Continuous improvement



Power Monitoring



Motor Protection



Sensors



Safety




Table of Contents

Motor Protection Circuit Breakers	7
Molded Case Circuit Breakers 140G	16
Load Break Switches and Disconnectors	22
Contactors	35
Motor Protection Relays	47
Solid State Contactors	56
Mounting System	58
Soft Starters	62
AC Drives	71
Relays and Timers	89
Miniature Circuit Breakers	100
Electronic Circuit Protection	118
Fuse Holders	120
Switch Mode Power Supplies	122
Power Monitors	124
Pushbuttons and Pilot Lights 22 mm	126
Signalling	143
Terminal Blocks	153
Safety	158
Programable Minicontrollers	176
Programable Controllers	181
Network and communications	185
PanelView Terminals	187
Standard IEC Motor Power	192
Standard UL Motor Power	193
Catalog Number Index	194

Motor Protection Circuit Breakers

The 140M series is available in three different versions: magnetic, magneto-thermal and transformer protection. The 140M provides Type 2 short circuit coordination without over-sizing when used with the 100-C contactor. The 140MP range offers a more basic functionality for less demanding applications.

Features:

- Current Range 0.16...45 A (140MP: 32A)
- High breaking capacity (140M)
- Visible trip indication (140M)
- Usable as main switch
- Current limiting circuit breakers
- Broad range of accessories



Selection Guide: 140M-TD002

Motor Protection Circuit Breaker 140MP

UL file n°: E54612



kW	Amp. Rating	Interr. Rating (I _{cu})	Catalog Number
0.02	0.1...0.16 A	100 kA	140MP-A3E-A16
0.06	0.16...0.25 A	100 kA	140MP-A3E-A25
0.09	0.25...0.4 A	100 kA	140MP-A3E-A40
0.18	0.4...0.63 A	100 kA	140MP-A3E-A63
0.25	0.63...1 A	100 kA	140MP-A3E-B10
0.55	1...1.6 A	100 kA	140MP-A3E-B16
0.75	1.6...2.5 A	75 kA	140MP-A3E-B25
1.5	2.5...4 A	75 kA	140MP-A3E-B40
2.2	4...6.3 A	50 kA	140MP-A3E-B63
4.0	6.3...10 A	50 kA	140MP-A3E-C10
5.5	8...12 A	50 kA	140MP-A3E-C12
7.5	10...16 A	15 kA	140MP-A3E-C16
9	16...20 A	15 kA	140MP-A3E-C20
11	20...25 A	15 kA	140MP-A3E-C25
15	25...32 A	15 kA	140MP-A3E-C32

Accessories for 140MP

Auxiliary Contacts



Contact	Mounting	Catalog Number
1NO-1NC	Front	140MP-A-AFA11
1NO	Front	140MP-A-AFA10
1NC	Front	140MP-A-AFA01
2NO	Front	140MP-A-AFA20
1NO-1NC	Right	140MP-A-ASA11
2NO	Right	140MP-A-ASA20
2NC	Right	140MP-A-ASA02

Signalling contacts

Contact	Mounting	Catalog Number
1NO-1NC	Right	140MP-A-ASAR11
2NO	Right	140MP-A-ASAR20
2NC	Right	140MP-A-ASAR02

Undervoltage and Shunt Trip Units 140MP


Description	Use with	Catalog Number
Undervoltage Trip Release (Right Mount)		
24V, 50 Hz	140MP	140MP-A-UXX
110V, 50 Hz/ 120V, 60 Hz	140MP	140MP-A-UXC
230V, 50 Hz/ 240V, 60 Hz	140MP	140MP-A-UXF
400V, 50 Hz	140MP	140MP-A-UXN
Shunt Trip Release (Right Mount)		
20-24 V, 50/60 Hz	140MP	140MP-A-SNKJ
110V, 50/60 Hz	140MP	140MP-A-SND
200...240V, 50/60 Hz	140MP	140MP-A-SNAF
350...415V, 50/60 Hz	140MP	140MP-A-SNN

Compact Busbars for circuit breakers 140MP

Description	Use with	Pkg. Qty	Catalog Number
45mm spacing			
2 circuit breakers	140MP	10	140MP-C-W452
3 circuit breakers	140MP	10	140MP-C-W453
4 circuit breakers	140MP	10	140MP-C-W454
5 circuit breakers	140MP	10	140MP-C-W455

Description	Use with	Pkg. Qty	Catalog Number
54mm spacing (with side mounted auxiliary contact)			
2 circuit breakers	140MP	10	140MP-C-W542
3 circuit breakers	140MP	10	140MP-C-W543
4 circuit breakers	140MP	10	140MP-C-W544
5 circuit breakers	140MP	10	140MP-C-W545

Description	Use with	Pkg. Qty	Catalog Number
63mm spacing (with side mounted auxiliary contact)			
2 circuit breakers	140MP	10	140MP-C-W632
3 circuit breakers	140MP	10	140MP-C-W633
4 circuit breakers	140MP	10	140MP-C-W634
5 circuit breakers	140MP	10	140MP-C-W635
Description			Catalog Number
Feeder terminal (Flat)	IEC		140MP-C-WTN
Feeder terminal (High)	UL		140MP-C-WTEN

Connecting Modules for circuit breakers 140MP



Description	Use with	Catalog Number
Connecting Module 12 A	140MP-A to 100-K	140MP-A-PEK12
Connecting Module 25 A	140MP-A to 100-C09...C23	140MP-A-PEC23

Additional Accessories



Description	Use with	Pkg. Qty	Catalog Number
Blank Space Cover	140MP	50	140MP-A-WSN
Screw Adapter	140MP	10	140MP-A-N45
Enclosure Red/yellow handle	140MP		140MP-A-ENY65
Enclosure Black handle	140MP		140MP-A-ENN65
Door Mounting Kit Red/yellow handle	140MP		140MP-A-DMY65
Door Mounting Kit Black handle	140MP		140MP-A-DMN65
Door Coupling Handle Red/Yellow	140MP		140MP-A-DCY65
Door Coupling Handle Black	140MP		140MP-A-DC65
Coupler – Coded Driver with screw	140MP		140MP-A-DNC
Coupler – non Coded Driver with screw	140MP		140MP-A-DNUC
Shaft Alignment Ring	140MP		140MP-A-SAR
Extension Shaft 105 mm	140MP	10	140MP-A-DS
Extension Shaft 180 mm	140MP	10	140MP-A-DSM
Extension Shaft Support	140MP		140MP-A-SHS
Lockable Handle Accessory	140MP	10	140MP-A-KN1

Motor Protection Circuit Breaker 140M

UL file n°: E205542/E54612

Standard Interrupting Rating



kW	Amp. Rating	Interr. Rating (I_{cu})	Instant. Trip	Catalog Number
0.02	0.1...0.16 A	100 kA	13 x I_e	140M-C2E-A16
0.06	0.16...0.25 A	100 kA	13 x I_e	140M-C2E-A25
0.09	0.25...0.4 A	100 kA	13 x I_e	140M-C2E-A40
0.18	0.4...0.63 A	100 kA	13 x I_e	140M-C2E-A63
0.25	0.63...1.0 A	100 kA	13 x I_e	140M-C2E-B10
0.55	1.0...1.6 A	100 kA	13 x I_e	140M-C2E-B16
0.75	1.6...2.5 A	100 kA	13 x I_e	140M-C2E-B25
1.5	2.5...4.0 A	100 kA	13 x I_e	140M-C2E-B40
2.2	4.0...6.3 A	100 kA	13 x I_e	140M-C2E-B63
4	6.3...10 A	100 kA	13 x I_e	140M-C2E-C10
7.5	10...16 A	65 kA	13 x I_e	140M-C2E-C16
10	14.5...20 A	50 kA	13 x I_e	140M-C2E-C20
11	18...25 A	15 kA	13 x I_e	140M-C2E-C25
15	27...32 A	15 kA	13 x I_e	140M-C2E-C32

High Interrupting Rating

kW	Amp Rating	Interr. Rating (I_{cu})	Instant. Trip	Catalog Number
0.75	1.6...2.5 A	100 kA	13 x I_e	140M-D8E-B25
1.5	2.5...4.0 A	100 kA	13 x I_e	140M-D8E-B40
2.2	4.0...6.3 A	100 kA	13 x I_e	140M-D8E-B63
4	6.3...10 A	100 kA	13 x I_e	140M-D8E-C10
7.5	10...16 A	100 kA	13 x I_e	140M-D8E-C16
10	14.5...20 A	100 kA	13 x I_e	140M-D8E-C20
11	18...25 A	65 kA	13 x I_e	140M-D8E-C25
4	6.3...10 A	100 kA	13 x I_e	140M-F8E-C10
7.5	10...16 A	100 kA	13 x I_e	140M-F8E-C16
10	14.5...20 A	100 kA	13 x I_e	140M-F8E-C20
11	18...25 A	100 kA	13 x I_e	140M-F8E-C25
15	23...32 A	65 kA	13 x I_e	140M-F8E-C32
22	32...45 A	65 kA	13 x I_e	140M-F8E-C45

Transformer Protection



Amp. Rating	Instant. Trip	Catalog Number
0.16 A	16...20 x I_e	140M-C2T-A16
0.25 A	16...20 x I_e	140M-C2T-A25
0.4 A	16...20 x I_e	140M-C2T-A40
0.63 A	16...20 x I_e	140M-C2T-A63
1 A	16...20 x I_e	140M-C2T-B10
1.6 A	16...20 x I_e	140M-C2T-B16



Amp. Rating	Instant. Trip	Catalog Number
2.5 A	16...20 x Ie	140M-C2T-B25
4 A	16...20 x Ie	140M-C2T-B40
6.3 A	16...20 x Ie	140M-C2T-B63
10 A	16...20 x Ie	140M-C2T-C10
16 A	16...20 x Ie	140M-C2T-C16
16 A	16...20 x Ie	140M-D8T-C16
20 A	16...20 x Ie	140M-D8T-C20
25 A	16...20 x Ie	140M-F8T-C25
32 A	16...20 x Ie	140M-F8T-C32

Motor Circuit Protectors 140M

UL file n°: E205542/E54612

Standard magnetic trip

kW	Amp. Rating	Interr. Rating (I _{cu})	Instant. Trip	Catalog Number
0.02	0.16 A	100 kA	13 x Ie	140M-C2N-A16
0.06	0.25 A	100 kA	13 x Ie	140M-C2N-A25
0.09	0.4 A	100 kA	13 x Ie	140M-C2N-A40
0.18	0.63 A	100 kA	13 x Ie	140M-C2N-A63
0.25	1 A	100 kA	13 x Ie	140M-C2N-B10
0.55	1.6 A	100 kA	13 x Ie	140M-C2N-B16
0.75	2.5 A	100 kA	13 x Ie	140M-C2N-B25
0.75	2.5 A	100 kA	13 x Ie	140M-D8N-B25
1.5	4.0 A	100 kA	13 x Ie	140M-D8N-B40
2.2	6.3 A	100 kA	13 x Ie	140M-D8N-B63
4	10 A	100 kA	13 x Ie	140M-D8N-C10
7.5	16 A	100 kA	13 x Ie	140M-D8N-C16
11	25 A	65 kA	13 x Ie	140M-D8N-C25
15	32 A	50 kA	13 x Ie	140M-D8N-C32
11	25 A	100 kA	13 x Ie	140M-F8N-C25
15	32 A	65 kA	13 x Ie	140M-F8N-C32
22	45 A	65 kA	13 x Ie	140M-F8N-C45

Motor Protection Circuit Breakers 140M for use with VFD

UL file n°: E205542/E54612

kW [AC-3 400V]	Amp. Rating	Interr. Rating (I_{cu})	Instant. Trip	Catalog Number
0.55	1.6	65 kA	82	140M-D8V-B16
0.75	2.5	65 kA	82	140M-D8V-B25
1.5	4	65 kA	82	140M-D8V-B40
2.2	6.3	65 kA	82	140M-D8V-B63
4	10	65 kA	130	140M-D8V-C10
7.5	16	65 kA	208	140M-D8V-C16
10	20	65 kA	260	140M-D8V-C20
11	25	65 kA	325	140M-D8V-C25
13	29	50 kA	406	140M-D8V-C29
15	32	50 kA	448	140M-D8V-C32

Accessories for 140M

Auxiliary Contacts: ON-OFF Auxiliary Contacts


Contacts	Mounting	Catalog Number
2NO	Right	140M-C-ASA20
2NC	Right	140M-C-ASA02
1NO-1NC	Right	140M-C-ASA11
1NO	Front	140M-C-AFA10
1NC	Front	140M-C-AFA01
2NO	Front	140M-C-AFA20
1NO-1NC	Front	140M-C-AFA11

Auxiliary Contacts: Alarm Trip Contacts

Contacts	Mounting	Catalog Number
2NO	Right	140M-C-ASAR10M10
1NO-1NC	Right	140M-C-ASAR10M01
1NO-1NC	Right	140M-C-ASAR01M10
1NO-1NC	Right	140M-C-ASAM11
2NO	Front	140M-C-AFAR10A10
1NO-1NC	Front	140M-C-AFAR10A01

Undervoltage and Shunt Trip Units 140M

Description	Use with	Catalog Number
Undervoltage Trip Release (Left Mount)		
24V, 50 Hz	140M	140M-C-U XK
120V, 60 Hz	140M	140M-C-U XD
220...230V, 50 Hz	140M	140M-C-U XF
380...400V, 50 Hz	140M	140M-C-U XN
Shunt Trip Release (Left Mount)		
20-24 V, 50/60 Hz	140M	140M-C-SNK
110V, 50 Hz/120V, 60 Hz	140M	140M-C-SND
220...230V, 50 Hz	140M	140M-C-SNF
24V DC	140M	140M-A-SNZJ

Lockable Twist Knob



Use with	Color	Catalog Number
140M-C/D/F	Black	140M-C-KN1
140M-C/D	Red/Yellow	140M-C-KRY1

Door Coupling Handle



Description	Use with	Color	Catalog Number
Rotary handle	140M-C/D/F	Black	140M-C-DN66
Rotary handle	140M-C/D/F	Red/Yellow	140M-C-DRY66
Shaft extension	140M-C/D/F		140M-C-DS
Legend Plate: 'Main Switch'		Black/Grey	140M-C-DFCN
Legend Plate: 'Emergency Off'		Black/Yellow	140M-C-DFCRY

Connecting Modules



Use with	Type	Catalog Number
140M-C - 100-K	Eco - 12 A	140M-C-PEK12
140M-C - 100-C09...C23	Eco - 25 A	140M-C-PEC23
140M-D - 100-C09...C23	Eco - 25 A	140M-D-PEC23
140M-C - 100-C09...C23	Connecting module	140M-C-PNC23
	Coil module	140M-C-PSC23
140M-D - 100-C09...C23	Connecting module	140M-D-PNC23
	Coil module	140M-C-PSC43
140M-F - 100-C30...37	Connecting module	140M-F-PNC37
	Coil module	140M-F-PSC43
140M-F - 100-C43	Connecting module	140M-F-PNC43
	Coil module	140M-F-PSC43

Compact Busbars for circuit breakers up to 32 A



Description	Use with	Catalog Number
45mm spacing		
2 circuit breakers	140M-C,-D	140M-C-W452N
3 circuit breakers	140M-C,-D	140M-C-W453N
4 circuit breakers	140M-C,-D	140M-C-W454N
5 circuit breakers	140M-C,-D	140M-C-W455N
Description	Use with	Catalog Number
54mm spacing (with side block)		
2 circuit breakers	140M-C,-D	140M-C-W542N
3 circuit breakers	140M-C,-D	140M-C-W543N
4 circuit breakers	140M-C,-D	140M-C-W544N
5 circuit breakers	140M-C,-D	140M-C-W545N
Description		Catalog Number
Feeder terminal, UL	140M-C-W	140M-C-WTEN
Feeder terminal, IEC	140M-C-W	140M-C-WTN

Note: for most applications consider ordering a Feeder terminal when compact busbars

UL Type E spacing adapter



Use with	Catalog Number
140M-C, D	140M-C-TE1
140M-F	140M-F-TE

Motor Protection Circuit Breakers 140MG

UL file n°: E197878/E224135



kW	Amp Rating	Interr. Rating	Catalog Number
32	24...60 A	65 kA	140MG-H8E-C60
55	40...100 A	65 kA	140MG-H8E-D10
80	60...150 A	65 kA	140MG-J8E-D15

Motor Circuit Protectors (Magnetic Only) 140MG

UL file n°: E197878/E224135



kW	Ie	Amp Rating	Interr. Rating	Catalog Number
22	50 A	150...550A	36 kA	140MG-G8P-C50
30	70 A	210...770A	36 kA	140MG-G8P-C70
45	80 A	240...880A	36 kA	140MG-G8P-C80
55	100 A	300...1100	36 kA	140MG-G8P-D10
55	125 A	375...1375	36 kA	140MG-G8P-D12

kW	I _e	Amp Rating	Interr. Rating	Catalog Number
75	150 A	750...1500A	70 kA	140MG-J8P-D15
90	175 A	875...1750A	70 kA	140MG-J8P-D17
110	200 A	1000...2000A	70 kA	140MG-J8P-D20
110	225 A	1125...2250A	70 kA	140MG-J8P-D22
132	250 A	1250...2500A	70 kA	140MG-J8P-D25

Accessories for 140MG

Description	Catalog Number
Undervoltage release 240V G, H, I, J	140G-G-UVA
Undervoltage release 240V K, M	140G-K-UVA
Shunt trip 240V G, H, I, J	140G-G-SNA
Shunt trip 240V K, M	140G-K-SNA
Auxiliary contact 1 NONC, G, H, I, J	140G-G-EA1A
Auxiliary contact 2 NONC, H, J	140G-H-EA2B
Auxiliary contact 2 NONC, K, M	140G-K-EA2B
Rotary operating mechanism and handle, for G, I	140G-G-RVM12B
Rotary operating mechanism and handle, for H, J	140G-H-RVM12B
Rotary operating mechanism and handle, for K	140G-K-RVM12B
Rotary operating mechanism and handle, for M	140G-M-RVM12B
Flex cable operating mechanism, plastic, 1,3m for G	140G-G-FCX04
Flex cable operating mechanism, plastic, 1,3m for H	140G-H-FCX04
Flex cable operating mechanism, plastic, 1,3m for I	140G-I-FCX04
Flex cable operating mechanism, plastic, 1,3m for J	140G-J-FCX04
Flex cable operating mechanism, plastic, 1,3m for K	140G-K-FCX04
Flex cable operating mechanism, plastic, 1,3m for M	140G-M-FCX04
Flex cable operating mechanism, plastic, 1,3m for N	140G-N-FCX04

Molded Case Circuit Breakers 140G

Selection Guide: 140G-SG001

UL file nº: E197878

Frame G



Rated Current	Nº Poles	Thermal trip (A)	Instant. Trip (A)	Interr. Rating @400V	Catalog Number
40A	3	40	500	36kA	140G-G2C3-C40
63A	3	63	630	36kA	140G-G2C3-C63
80A	3	80	800	36kA	140G-G2C3-C80
100A	3	100	1000	36kA	140G-G2C3-D10
125A	3	125	1250	36kA	140G-G2C3-D12
160A	3	112...160	1600	36kA	140G-G2E3-D16
100A	3	100	1000	70kA	140G-G6C3-D10
125A	3	125	1250	70kA	140G-G6C3-D12
160A	3	112...160	1600	70kA	140G-G6E3-D16
40A	4	40	500	36kA	140G-G2C4-C40
63A	4	63	630	36kA	140G-G2C4-C63
80A	4	80	800	36kA	140G-G2C4-C80
100A	4	100	1000	36kA	140G-G2C4-D10
125A	4	125	1250	36kA	140G-G2C4-D12
160A	4	112...160	1600	36kA	140G-G2E4-D16
100A	4	100	1000	70kA	140G-G6C4-D10
125A	4	125	1250	70kA	140G-G6C4-D12
160A	4	112...160	1600	70kA	140G-G6E4-D16

Frame H



Rated Current	Nº Poles	Thermal trip (A)	Instant. Trip (A)	Interr. Rating @400V	Catalog Number
90A	3	63...90	450...900	36kA	140G-H2F3-C90
100A	3	70...100	500...1000	36kA	140G-H2F3-D10
125A	3	87...125	625...1250	36kA	140G-H2F3-D12
160A	3	112...160	800...1600	36kA	140G-H2F3-D16
90A	3	63...90	450...900	70kA	140G-H6F3-C90
100A	3	70...100	500...1000	70kA	140G-H6F3-D10
125A	3	87...125	625...1250	70kA	140G-H6F3-D12
160A	3	112...160	800...1600	70kA	140G-H6F3-D16

Nota: For higher interrupting ratings please consult the Selection Guide.

Rated Current	Nº Poles	Thermal trip (A)	Instant. Trip (A)	Interr. Rating @400V	Catalog Number
90A	4	63...90	450...900	36kA	140G-H2F4-C90
100A	4	70...100	500...1000	36kA	140G-H2F4-D10
125A	4	87...125	625...1250	36kA	140G-H2F4-D12
160A	4	112...160	800...1600	36kA	140G-H2F4-D16
90A	4	63...90	450...900	70kA	140G-H6F4-C90
100A	4	70...100	500...1000	70kA	140G-H6F4-D10
125A	4	87...125	625...1250	70kA	140G-H6F4-D12
160A	4	112...160	800...1600	70kA	140G-H6F4-D16

Frame I

Rated Current	Nº Poles	Thermal trip (A)	Instant. Trip (A)	Interr. Rating @400V	Catalog Number
160A	3	160	1600	36kA	140G-I2C3-D16
200A	3	200	2000	36kA	140G-I2C3-D20
225A	3	225	2250	36kA	140G-I2C3-D22
160A	4	160	1600	36kA	140G-I2C4-D16
200A	4	200	2000	36kA	140G-I2C4-D20
225A	4	225	2250	36kA	140G-I2C4-D22

Frame J

Rated Current	Nº Poles	Thermal trip (A)	Instant. Trip (A)	Interr. Rating @400V	Catalog Number
160A	3	112...160	800...1600	36kA	140G-J2F3-D16
200A	3	140...200	1000...2000	36kA	140G-J2F3-D20
250A	3	175...255	1250...2500	36kA	140G-J2F3-D25
250A	3	175...255	1250...2500	36kA	140G-J2H3-D25*
160A	4	112...160	800...1600	36kA	140G-J2F4-D16
200A	4	140...200	1000...2000	36kA	140G-J2F4-D20
250A	4	175...255	1250...2500	36kA	140G-J2F4-D25
250A	3	175...255	1250...2500	36kA	140G-J2H4-D25*

* Electronic trip unit

Frame K


Rated Current	Nº Poles	Thermal trip (A)	Instant. Trip (A)	Interr. Rating @400V	Catalog Number
300A	3	210...300	1500...3000	50kA	140G-K3F3-D30
400A	3	280...400	2000...4000	50kA	140G-K3F3-D40
300A	3	210...300	1500...3000	50kA	140G-K3H3-D30*
400A	3	280...400	2000...4000	50kA	140G-K3H3-D40*
300A	4	210...300	1500...3000	50kA	140G-K3F4-D30
400A	4	280...400	2000...4000	50kA	140G-K3F4-D40
300A	4	210...300	1500...3000	50kA	140G-K3H4-D30*
400A	4	280...400	2000...4000	50kA	140G-K3H4-D40*

* Electronic trip unit

Frame M


Rated Current	Nº Poles	Thermal trip (A)	Instant. Trip (A)	Interr. Rating @400V	Catalog Number
630A	3	441...630	3150...6000	50kA	140G-M5F3-D63
800A	3	560...800	4000...8000	50kA	140G-M5F3-D80
630A	3	252...630	3150...6000	50kA	140G-M5H3-D63*
800A	3	320...800	4000...8000	50kA	140G-M5H3-D80*
630A	4	441...630	3150...6000	50kA	140G-M5F4-D63
800A	4	560...800	4000...8000	50kA	140G-M5F4-D80
630A	4	252...630	3150...6000	50kA	140G-M5H4-D63*
800A	4	320...800	4000...8000	50kA	140G-M5H4-D80*

* Electronic trip unit

Frame N

Rated Current	Nº Poles	Thermal trip (A)	Instant. Trip (A)	Interr. Rating @400V	Catalog Number
1200A	3	480...1200	720...7200	50kA	140G-N5H3-E12*
1200A	3	480...1200	720...7200	50kA	140G-NS5H3-E12*
1200A	4	480...1200	720...7200	50kA	140G-N5H4-E12*
1200A	4	480...1200	720...7200	50kA	140G-NS5H4-E12*

* Electronic trip unit

Frame R


Rated Current	Nº Poles	Thermal trip (A)	Instant. Trip (A)	Interr. Rating @400V	Catalog Number
2000A	3	800...2000	1200...20000	80kA	140G-R12K3-E20*
2500A	3	1000...2500	1500...25000	80kA	140G-R12K3-E25*
3000A	3	1200...3000	1800...30000	80kA	140G-R12K3-E30*
2000A	4	800...2000	1200...20000	80kA	140G-R12K4-E20*
2500A	4	1000...2500	1500...25000	80kA	140G-R12K4-E25*
3000A	4	1200...3000	1800...30000	80kA	140G-R12K4-E30*

* Electronic trip unit

Accessories 140G

UL file nº: E300325

Auxiliary Contacts


Description	Frame	Catalog Number
1 NONC Auxiliary (250V)	G, H, I, J	140G-G-EA1A
1 NONC Auxiliary (250V) or 1 NONC alarm (250V)	G, H, J	140G-G-EA1AU
1 NONC Auxiliary (250V) and 1 NONC alarm (250V)	G, H, J	140G-G-EA1R1A
2 NONC Auxiliary (250V) and 1 NONC alarm (250V)	G, H, J	140G-G-EA2R1A
2 NONC Auxiliary contacts (400V)	H, J	140G-H-EA2B
2 NONC Auxiliary contacts (400V)	K, M	140G-K-EA2B
2 NONC Auxiliary contacts (400V)	N, NS	140G-N-EA2B
4 NONC Auxiliary contacts (400V)	R	140G-R-EA4A

Shunt Trip and Undervoltage Release


Description	Frame	Catalog Number
Shunt trip 220...240VAC/220...250VDC	G, H, I, J	140G-G-SNA
Shunt trip 220...240VAC/220...250VDC	K, M	140G-K-SNA
Shunt trip 220...240VAC/220...250VDC	N, NS	140G-N-SNA
Shunt trip 220...240VAC/220...250VDC	R	140G-R-SNA
Shunt trip 24...30VAC/DC	G, H, I, J	140G-G-SNJ
Shunt trip 24...30VAC/DC	K, M	140G-K-SNJ
Shunt trip 24...30VAC/DC	N, NS	140G-N-SNJ
Shunt trip 24...30VAC/DC	R	140G-R-SNJ
Undervoltage trip 220...240VAC/220...250VDC	G, H, I, J	140G-G-UVA
Undervoltage trip 220...240VAC/220...250VDC	K, M	140G-K-UVA
Undervoltage trip 220...240VAC/220...250VDC	N, NS	140G-N-UVA
Undervoltage trip 220...240VAC/220...250VDC	R	140G-R-UVA
Undervoltage trip 24...30VAC/DC	G, H, I, J	140G-G-UVJ
Undervoltage trip 24...30VAC/DC	K, M	140G-K-UVJ
Undervoltage trip 24...30VAC/DC	N, NS	140G-N-UVJ
Undervoltage trip 24...30VAC/DC	R	140G-R-UVJ

Rotary handle mechanisms



Color	Length	Frame	Catalog Number
Black	304,8mm	G, I	140G-G-RVM12B
Red/Yellow	304,8mm	G, I	140G-G-RVM12R
Black	533,4mm	G, I	140G-G-RVM21B
Red/Yellow	533,4mm	G, I	140G-G-RVM21R
Black	304,8mm	H, J	140G-H-RVM12B
Red/Yellow	304,8mm	H, J	140G-H-RVM12R
Black	533,4mm	H, J	140G-H-RVM21B
Red/Yellow	533,4mm	H, J	140G-H-RVM21R
Black	304,8mm	K	140G-K-RVM12B
Red/Yellow	304,8mm	K	140G-K-RVM12R
Black	533,4mm	K	140G-K-RVM21B
Red/Yellow	533,4mm	K	140G-K-RVM21R
Black	304,8mm	M	140G-M-RVM12B
Red/Yellow	304,8mm	M	140G-M-RVM12R
Black	533,4mm	M	140G-M-RVM21B
Red/Yellow	533,4mm	M	140G-M-RVM21R
Black	304,8mm	N	140G-N-RVN12B
Red/Yellow	304,8mm	N	140G-N-RVN12R
Black	533,4mm	N	140G-N-RVN21B
Red/Yellow	533,4mm	N	140G-N-RVN21R

Terminals Lugs



Description	Packaging Qty	Frame	Catalog Number
2.5...70mm ² , Cu	3	G	140G-G-TLC13
2.5...95mm ² , Cu	3	H	140G-H-TLC13
6...185mm ² , Cu	3	I	140G-I-TLC13
6...185mm ² , Cu	3	J	140G-J-TLC13
120...240mm ² , Cu	3	K	140G-K-TLC13
(2) 85...185mm ² , Cu	3	M	140G-M-TLC23
(4) 70...240mm ² , Cu	3	N, NS	140G-N-TLC43
(6) 50...400mm ² , Cu	3	R	140G-R-TLC63
2.5...70mm ² , Cu	4	G	140G-G-TLC14
2.5...95mm ² , Cu	4	H	140G-H-TLC14
6...185mm ² , Cu	4	I	140G-I-TLC14
6...185mm ² , Cu	4	J	140G-J-TLC14
120...240mm ² , Cu	4	K	140G-K-TLC14
(2) 85...185mm ² , Cu	4	M	140G-M-TLC24
(4) 70...240mm ² , Cu	4	N, NS	140G-N-TLC44
(6) 50...400mm ² , Cu	4	R	140G-R-TLC64

Terminal Covers



Height	Nº Poles	Packaging Qty	Frame	Catalog Number
2mm	3	2	G	140G-G-TC3L
50mm	3	2	G	140G-G-TC3H
2mm	3	2	H	140G-H-TC3L
50mm	3	2	H	140G-H-TC3H
2mm	3	2	I	140G-I-TC3L
60mm	3	2	I	140G-I-TC3H
2mm	3	2	J	140G-J-TC3L
60mm	3	2	J	140G-J-TC3H
2mm	3	2	K	140G-K-TC3L
60mm	3	2	K	140G-K-TC3H
2mm	3	2	M	140G-M-TC3L
60mm	3	2	M	140G-M-TC3H
2mm	3	2	N, NS	140G-N-TC3L
70mm	3	2	N, NS	140G-N-TC3H
2mm	4	2	G	140G-G-TC4L
50mm	4	2	G	140G-G-TC4H
2mm	4	2	H	140G-H-TC4L
50mm	4	2	H	140G-H-TC4H
2mm	4	2	I	140G-I-TC4L
60mm	4	2	I	140G-I-TC4H
2mm	4	2	J	140G-J-TC4L
60mm	4	2	J	140G-J-TC4H
2mm	4	2	K	140G-K-TC4L
60mm	4	2	K	140G-K-TC4H
2mm	4	2	M	140G-M-TC4L
60mm	4	2	M	140G-M-TC4H
2mm	4	2	N, NS	140G-N-TC4L
70mm	4	2	N, NS	140G-N-TC4H

Load Break Switches and Disconnectors

Load Break Switches 194E / Disconnectors 194U

Features:

- ON-OFF and changeover configuration
- Base, DIN rail and front door mounting
- Enclosed version available up to 100A
- Padlocable handle (up to 3 padlocks)

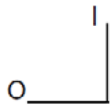
Selection Guide: 194-TD002 and 194-TD001

Load Break Switches 194E: 16...100 A



UL file n°: E54612

Load Break ON/OFF Switch



le AC-21A [A]	kW AC-23A	Poles	Mounting	Catalog Number
16	7.5	3	Front / Door	194E-E16-1753
25	11	3	Front / Door	194E-E25-1753
32	15	3	Front / Door	194E-E32-1753
40	22	3	Front / Door	194E-E40-1753
63	30	3	Front / Door	194E-E63-1753
80	37	3	Front / Door	194E-E80-1753
100	55	3	Front / Door	194E-E100-1753
16	7.5	3	Base / DIN rail	194E-A16-1753
25	11	3	Base / DIN rail	194E-A25-1753
32	15	3	Base / DIN rail	194E-A32-1753
40	22	3	Base / DIN rail	194E-A40-1753
63	30	3	Base / DIN rail	194E-A63-1753
80	37	3	Base / DIN rail	194E-A80-1753
100	55	3	Base / DIN rail	194E-A100-1753

4 pole version with addition of 4th pole module. See table in next page.

Changeover Switch 1-0-2


le AC-21A [A]	kW AC-23A	Poles	Mounting	Catalog Number
16	7.5	3	Front / Door	194E-E16-3753
25	11	3	Front / Door	194E-E25-3753
32	15	3	Front / Door	194E-E32-3753
40	22	3	Front / Door	194E-E40-3753
63	30	3	Front / Door	194E-E63-3753
80	37	3	Front / Door	194E-E80-3753
100	55	3	Front / Door	194E-E100-3753

4 pole version with addition of 4th pole module. See table in next page.

le AC-21A [A]	kW AC-23A	Poles	Mounting	Catalog Number
16	7.5	3	Base / DIN rail	194E-A16-3753
25	11	3	Base / DIN rail	194E-A25-3753
32	15	3	Base / DIN rail	194E-A32-3753
40	22	3	Base / DIN rail	194E-A40-3753
63	30	3	Base / DIN rail	194E-A63-3753
80	37	3	Base / DIN rail	194E-A80-3753
100	55	3	Base / DIN rail	194E-A100-3753

For 4 pole version refer to following table.

4th pole

Description	Use with	Catalog Number
 4th pole – Early make	194E-E16	194E-E16-NP
	194E-E25	194E-E25-NP
	194E-E32	194E-E32-NP
	194E-E40	194E-E40-NP
	194E-E63	194E-E63-NP
	194E-E80	194E-E80-NP
	194E-E100	194E-E100-NP
	194E-A16	194E-A16-NP
	194E-A25	194E-A25-NP
	194E-A32	194E-A32-NP
	194E-A40	194E-A40-NP
	194E-A63	194E-A63-NP
	194E-A80	194E-A80-NP
	194E-A100	194E-A100-NP

Disconnect Switch 194U: 30...125A (IEC)

UL file nº: E47426

Base / DIN rail mounting, 3-Poles



le AC-21A [A]	Catalog Number Switch body	Handle Red/Yellow	Shaft ⁽¹⁾
40	194U-A30-1753	194L-HE6N-175	23,5cm: 194U-G3393 35,3cm: 194U-G3394
63	194U-A60-1753		
125 ⁽²⁾	194U-A100-1753		

Base / DIN rail mounting, 4-Poles

le AC-21A [A]	Switch body	4 ^o Pole	Handle Red/Yellow	Shaft ⁽¹⁾
40	194U-A30-1753	194U-A100-FP	194L-HE6N-175	23,5cm: 194U-G3393 35,3cm: 194U-G3394
63	194U-A60-1753			
125 ⁽²⁾	194U-A100-1753			

Front / Door mounting, 3-Poles


le AC-21A [A]	Catalog Number Switch body	Handle Red/Yellow	Shaft ⁽¹⁾
40	194U-E30-1753	194L-HE6N-175	194U-G3688
63	194U-E60-1753		
125 ⁽²⁾	194U-E100-1753		

Front / Door mounting, 4-Poles

le AC-21A [A]	Switch body	4 ^o Pole	Handle Red/Yellow	Shaft ⁽¹⁾
40	194U-E30-1753	194U-E100-FP	194L-HE6N-175	194U-G3688
63	194U-E60-1753			
125 ⁽²⁾	194U-E100-1753			

Note: ¹ Shaft must be always ordered

² IEC: I = 125A → UL: I = 100A

Disconnect Switch 194U: 160 A (IEC)

UL file nº: E47426

Base Mounting


Poles	le AC-21A [A]	Catalog Number Switch body	Handle Red/Yellow	Shaft ⁽¹⁾
3	160	194U-A160-1753	194R-PY	30,5cm: 194U-S1
4	160	194U-A160-1754		53,3cm: 194U-S2

Front / Door mounting


Poles	le AC-21A [A]	Catalog Number Switch body	Handle Red/Yellow	Shaft ⁽¹⁾
3	160	194U-E160-1753	194U-FY	194U-DMA
4	160	194U-E160-1754		

Note: ¹ Shaft must be always ordered

Enclosed Switch 194E

UL file nº: E54612



Metric knockouts



	le AC-21A [A]	kW AC-23	Poles	Type 0-I	Catalog Number
	16	7.5	3	Red/Yellow	194E-Y16M-1753-4N
	25	11	3	Red/Yellow	194E-Y25M-1753-6N
	32	15	3	Red/Yellow	194E-Y32M-1753-6N
	40	18.5	3	Red/Yellow	194E-Y40M-1753-6N
	63	22	3	Red/Yellow	194E-Y63M-1753-6N
	80	37	3	Red/Yellow	194E-Y80M-1753-6N
	100	45	3	Red/Yellow	194E-Y100M-1753-6N
	16	7.5	6	Red/Yellow	194E-Y16M-1756-4N
	25	11	6	Red/Yellow	194E-Y25M-1756-6N
	32	15	6	Red/Yellow	194E-Y32M-1756-6N
	40	18.5	6	Red/Yellow	194E-Y40M-1756-6N
	63	22	6	Red/Yellow	194E-Y63M-1756-6N
	16	7.5	3	Black/Grey	194E-Y16M-1753-4G
	25	11	3	Black/Grey	194E-Y25M-1753-6G
	32	15	3	Black/Grey	194E-Y32M-1753-6G
	40	18.5	3	Black/Grey	194E-Y40M-1753-6G
	63	22	3	Black/Grey	194E-Y63M-1753-6G
	80	37	3	Black/Grey	194E-Y80M-1753-6G
	100	45	3	Black/Grey	194E-Y100M-1753-6G
	16	7.5	6	Black/Grey	194E-Y16M-1756-4G
	25	11	6	Black/Grey	194E-Y25M-1756-6G
	32	15	6	Black/Grey	194E-Y32M-1756-6G
	40	18.5	6	Black/Grey	194E-Y40M-1756-6G
	63	22	6	Black/Grey	194E-Y63M-1756-6G


Nota: Handle included

Handles for 194E and 194U


 Rotary handles for 194E, central fixing \varnothing 22,5 mm

Type	Catalog Number		
	Handle and legend plate 48 x 48 mm	Handle and legend plate 67 x 67 mm	Without handle and legend plate
A Standard switch	194L-HC4A-175		194L-HC4A-001
E Disconnect Switch	194L-HC4E-175		194L-HC4E-001
G Disconnect Switch		194L-HC6G-175	
I Emergency stop	194L-HC4I-175		
L Disconnect switch / emergency stop	194L-HC4L-175		
N Disconnect switch / emergency stop		194L-HC6N-175	





Rotary handles for 194E, Front / Door mounting (16 A)

Type	Legend plate	Catalog Number
G	48 x 48 mm	194E-HE4G-175
N	48 x 48 mm	194E-HE4N-175





Rotary handles for 194E (25...100 A) and 194U (30...125A IEC), Front / Door mounting

Type	Catalog Number		
	Handle and legend plate 48 x 48 mm	Handle and legend plate 67 x 67 mm	Without handle and legend plate
A Standard switch	194L-HE4A-175	194L-HE6A-175	194L-HE8A-175
E Disconnect Switch	194L-HE4E-175	194L-HE6E-175	
G Disconnect Switch	194E-HE4G-175	194L-HE6G-175	194L-HE8G-175
I Emergency stop	194L-HE4I-175	194L-HE6I-175	
L Disconnect switch / emergency stop	194L-HE4L-175	194L-HE6L-175	
N Disconnect switch / emergency stop	194E-HE4N-175	194L-HE6N-175	194L-HE8N-175




Other handles for 194U

	Description	Use with	Catalog Number
	Handle black	Base mounting	194R-PB
	Handle red/yellow	30...160A (IEC)	194R-PY
	Handle black	Front / Door	194E-SB
	Handle red/yellow	30...160A (IEC)	194E-SY
	Handle black	Front / Door	194U-FB
	Handle red/yellow	160A (IEC)	194U-FY
	Rotary handle NFPA 79	Base mounting 30...160A	194U-N1

Accessories for 194E
Shafts and extensions

	Description	Use with	Catalog Number
	Length 44 mm.	194L-A, 194E-A	194L-G2830
	Length 52 mm.	194L-A, 194E-A	194L-G3194
	Length 57mm.	194L-A, 194E-A	194L-G3195
	Plastic extension shaft 24 mm.	194L-A, 194E-A	194L-G2853
	Metal extension shaft 110...235 mm.	194L-A, 194E-A	194L-G3393
	230...350 mm.	194L-A, 194E-A	194L-G3394
Additional legend plates. For rotary handles:			
	48 x 48, 64 x 64, 67 x 67 mm.	194L-H...	194L-G3667
	88 x 88, 90 x 90, 130 x 130, 135 x 135 mm.	194L-H...	194L-G3515

Terminal covers

	Description	Use with	Catalog Number
	Terminal covers 3/4 Poles	194L-E12/16	194L-E12-C34
		194L-E20/25	194L-E20-C34
		194L-A12/16	194L-A12-C34
		194L-A20/25	194L-A20-C34
	Terminal covers 3 Poles	194E-16	194E-16-C3
		194E-25/32	194E-25-C3
		194E-40/63	194E-40-C3
		194E-80/100	194E-80-C3
	Terminal covers 4 Poles	194E-16	194E-16-C1
		194E-25/32	194E-25-C4
		194E-40/63	194E-40-C4
		194E-80/100	194E-80-C4

Accessories


Description		Use with	Catalog Number
Auxiliary contact	1 N.O. + 1 N.C.	194E-E25...100	194E-E-P11
		194E-A25...100	194E-A-P11
Auxiliary contact	1 early make + 1 late break	194E-E25...100	194E-E-PL11
		194E-A25...100	194E-A-PL11
Auxiliary contact	1 late break	194E-E16	194E-E16-PD10
		194E-E25...100	194E-E-PD10
		194E-A16	194E-A16-PD10
		194E-A25...100	194E-A-PD10
Auxiliary contact	2 N.O. + 2 N.C.	194E-E25...100	194E-E-P22
		194E-A25...100	194E-A-P22
Neutral module		194E-E16	194E-E16-TN
		194E-E25/32	194E-E32-TN
		194E-E40/63	194E-E63-TN
		194E-E80/100	194E-E100-TN
		194E-A16	194E-A16-TN
		194E-A25/32	194E-A32-TN
		194E-A40/63	194E-A63-TN
		194E-A80/100	194E-A100-TN
Ground terminal		194E-E16	194E-E16-PE
		194E-E25/32	194E-E32-PE
		194E-E40/63	194E-E63-PE
		194E-E80/100	194E-E100-PE
		194E-A16	194E-A16-PE
		194E-A25/32	194E-A32-PE
		194E-A40/63	194E-A63-PE
		194E-A80/100	194E-A100-PE


 N
|
N

 PE
|
PE

Plastic enclosures


Description	Use with	Catalog Number
Dimensions: 125x180x105 mm. For 194E-40/63 with 3 and 4 Poles For 194E-25/32 with 6 Poles	194E-A	194E-G3663
Dimensions: 175x230x120 mm. For 194E-80/100 with 3 and 4 Poles For 194E-40/63 with 6 Poles	194E-A	194E-G3665

Accessories for 194U

Description	Mounting	Use with	Catalog Number
Ground terminal	Base	30A and 60A	194U-A60-PE
	Base	125A	194U-A100-PE
	Front/Door	30A and 60A	194U-E60-PE
	Front/Door	125A	194U-E100-PE
Auxiliary contact	NC	30...160A	194U-NC
	NO		194U-NO
	NO/NC	30...160A	194U-NONC
Terminal shroud	3 poles	30...125A	194U-C3
		160A	194U-160-C3
	4 poles	30...125A	194U-C3 + 194U-C1
		160A	194U-160-C4
LOTO Padlock Accessory		Base mounting	194U-LOTO
		30...160 A	

Control Switches 194L

UL file n°: E54612

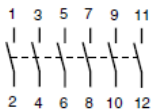
Features:

- ON-OFF, changeover, star-delta, reversing and many other functions available
- Front door (screw and central), base and DIN rail
- Designed for use as manual motor controllers and at-motor disconnects
- Actuator with IP66 protection degree
- Terminals easily accesible and connectable

Selection Guide: 194-TD002



I AC-21A [A]	Poles	Mounting	Catalog Number	Actuator configuration		
				Frame	Rotary handle/Legend plate Type	n°
ON-OFF Switch						
12	1	Front/Door	194L-E12-1751			
	2	Front/Door	194L-E12-1752			
	3	Front/Door	194L-E12-1753			
	4	Front/Door	194L-E12-1754			
	6	Front/Door	194L-E12-1756			
	16	1	Front/Door	194L-E16-1751		
2		Front/Door	194L-E16-1752			
3		Front/Door	194L-E16-1753			
4		Front/Door	194L-E16-1754			
6		Front/Door	194L-E16-1756			
20		1	Front/Door	194L-E20-1751	4, 6	194L-HE...
	2	Front/Door	194L-E20-1752	4	A, E	001
	3	Front/Door	194L-E20-1753	6	A, E, I, P	175
	4	Front/Door	194L-E20-1754		A, E, G, I, L, N	175
	6	Front/Door	194L-E20-1756		194L-HC...	
	25	1	Front/Door	194L-E25-1751		B, D
2		Front/Door	194L-E25-1752	4	A, C, E, I, L	175
3		Front/Door	194L-E25-1753	6	G, N	175
4		Front/Door	194L-E25-1754			
6		Front/Door	194L-E25-1756			
32		3	Front/Door	194L-E32-1753		
	4	Front/Door	194L-E32-1754			
	6	Front/Door	194L-E32-1756			
40	3	Front/Door	194L-E40-1753			
	4	Front/Door	194L-E40-1754			
	6	Front/Door	194L-E40-1756			



Disconnect Switches 194R

UL file nº: E47426

Features:

- With and without fuses
- Available up to 1250A IEC rated
- Extremely compact
- Padlockable handle available

Selection Guide: 194R-TD001



IEC Non-Fused Disconnect Switches

Rated Current [A]	Maximum kW Rating [kW]			Nº Poles	Frame	Catalog Number
	200/230V	380/400/415V	660/690V			
40	7.5	15	20	3	A2	194R-N30-1753
80	15	30	40	3	B2	194R-N60-1753
125	-	63	55	3	F1	194R-NE125-1753
160	-	80	55	3	F1	194R-NE160-1753
250	-	132	90	3	F2	194R-NE250-1753
400	-	220	150	3	F3	194R-NE400-1753
630	-	280	150	3	F3	194R-NE630-1753
800	-	450	185	3	F4	194R-NE800-1753
1250	-	710	415	3	F5	194R-NE1250-1753
125	-	63	55	4	F1	194R-NE125-1754
160	-	80	55	4	F1	194R-NE160-1754
250	-	132	90	4	F2	194R-NE250-1754
400	-	220	150	4	F3	194R-NE400-1754
630	-	280	150	4	F3	194R-NE630-1754
800	-	450	185	4	F4	194R-NE800-1754
1250	-	710	415	4	F5	194R-NE1250-1754

IEC DIN-Fused Disconnecter – 3 poles

Rated Current [A]	Maximum kW Rating [kW]			DIN Fuse	Frame	Catalog Number
	200/230V	380/400/415V	660/690V			
32	9	18.5	30	NH000	B1	194R-D32-1753
63	18.5	30	55	NH000	B1	194R-D63-1753
125	-	63	90	DIN 00	F13	194R-D125-1753
160	-	80	110	DIN 00	F13	194R-D160-1753
250	-	132	220	DIN T1	F15	194R-D250-1753
400	-	220	220	DIN T2	F16	194R-D400-1753
630	-	355	295	DIN T3	F17	194R-D630-1753
800	-	450	400	DIN T3	F17	194R-D800-1753
1250	-	560	400	DIN T4	F18	194R-D1250-1753




UL/CSA Fused-Disconnectors

Rated Curr.[A]	Maximum Hp Ratings [Hp]			Fuse	Frame	Catalog Number
	240 V	480 V	600 V			
UL Class CC Fuse CSA HRCI-MISC						
30	7.5	15	20	30A CC, HRCI-Misc	A1	194R-C30-1753
CSA HRCII-C Fuse						
30	7.5	15	20	30A HRCII-C	B1	194R-H30-1753
60	15	30	50	60A HRCII-C	B1	194R-H60-1753
UL Class J Fuse CSA HRCI-J						
30	7.5	15	20	30A ClassJ, HRCI-J	A1	194R-J30-1753
60	15	30	50	60A ClassJ, HRCI-J	B1	194R-J60-1753
100	30	60	75	100A ClassJ, HRCI-J	F5	194R-J100-1753
200	60	125	150	200A ClassJ, HRCI-J	F6	194R-J200-1753
400	125	520	350	400A ClassJ, HRCI-J	F7	194R-J400-1753
600	200	500	500	600A ClassJ, HRCI-J	F8	194R-J600-1753
UL Class J Fuse CSA HRCI-J						
800	200	500	500	800A Class L, HRCIL	F0	194R-J30-1753

UL/CSA Non-Fused Disconnectors

Rated Current [A]	Maximum Hp Ratings [Hp]			Poles	Frame	Catalog Number
	240 V	480 V	600 V			
30	7.5	15	20	3	A2	194R-N30-1753
60	15	30	40	3	B2	194R-N60-1753
100	30	75	100	3	F1	194R-NU100-1753
200	75	150	200	3	F1	194R-NU200-1753
400	125	250	350	3	F2	194R-NU400-1753
600	200	400	350	3	F3	194R-NU600-1753
800	200	500	500	3	F4	194R-NU800-1753
1200	200	500	500	3	F4	194R-NU1200-1753
100	30	75	100	3	F1	194R-NU100-1754
200	75	150	200	3	F1	194R-NU200-1754
400	125	250	350	3	F2	194R-NU400-1754
600	200	400	350	3	F3	194R-NU600-1754
800	200	500	500	3	F4	194R-NU800-1754
1200	200	500	500	3	F4	194R-NU1200-1754

Padlockable handles 194R (accepting 3 padlocks)

	Description	Color	IP	Use with Frames	Catalog Number
	Rotary handle, standard, padlockable	Black	IP66	A1, A2, B1, B2	194R-PB
		Red/Yellow			194R-PY
	Rotary handle, with test mode, padlockable	Black	IP66	A1, A2, B1, B2	194R-PBT
		Red/Yellow			194R-PYT
	Standard handle, with defeater	Black	IP66	F1, F2, F3, F13, F14, F15, F16	194R-HM4
		Red/Yellow			194R-HM4E
		Black	IP65	F4, F5, F17, F18	194R-HM4-L
		Red/Yellow			194R-HM4E-L
	Standard handle, without defeater	Black	IP65	F4, F5, F17, F18	194R-HM4-N2-L
		Red/Yellow			194R-HM4E-N2-L

Accessories for 194R
Shaft extensions


Shaft length [mm]	Use with Frames	Catalog Number
300	A1, A2, B1, B2	194R-S1
530		194R-S2
320	F1, F2, F3, F13, F14, F15, F16	194R-R7
560		194R-R8
320	F4, F5	194R-R9
560		194R-R10
320	F17, F18	194R-R11
560		194R-R12

Shaft extension with internal handle according to NFPA 79


Shaft length [mm]	Use with Frames	Catalog Number
300	A1, A2, B1, B2	194R-N1
530		194R-N2
320	F1, F2, F3, F13, F14, F15, F16	194R-HM4-NFPA1
560		194R-HM4-NFPA3
320	F17, F18	194R-HM4-NFPA2
560		194R-HM4-NFPA4

Auxiliary contacts

Description	Type	Use with Frames	Catalog Number
Auxiliary Contacts	N.O.	A1, A2, B1, B2, F13, F14, F15, F16, F17, F18	800F-X10
	N.C.		800F-X01
	N.O.E.M		800F-X10E
	N.C.L.B.		800F-X01L
Auxiliary contact N.O./N.C.	First level	F1, F2, F3, F4, F5	194R-1STNONC
	Second level		194R-2NDNONC

Auxiliary contacts

Rated Current [A]	For Use with	Use with Frames	Catalog Number
40	194R-_30-1753	A1, A2	194R-30-NN
80	194R-_60-1753	B1, B2	194R-60-NN

Terminal shields

Description	Use with	Poles	Frame	Catalog Number
Terminal shield (3 terminals)	Fused (30 A) and Non-Fused Switch (40 A)	3	A1, A2	194R-30-C3
	Fused (60 A) and Non-Fused Switch (80 A)	3	B1, B2	194R-60-C3
Terminal shielded (1 terminal)	4th pole (30/40 A)	1	A1, A2	194R-30-C1
	4th pole (60/80 A)	1	B1, B2	194R-60-C1
Terminal Shield, Non-Fused IEC switch	IEC Disconnect Switch, 125...160 A	3	F1	194R-LNC7
		4		194R-LNC8
	IEC Disconnect Switch, 250 A	3	F2	194R-LNC9
		4		194R-LNC10
	IEC Disconnect Switch, 400...630 A	3	F3	194R-LNC11
		4		194R-LNC12
	IEC Disconnect Switch, 800 A	3	F4	194R-LNC13
		4		194R-LNC14
IEC Disconnect Switch, 1250 A	3	F5	194R-LNC15	
	4		194R-LNC16	
Terminal Shield, Fused IEC switch	IEC Disconnect Switch, 100...160 A	3	F13, F14	194R-LNC27
	IEC Disconnect Switch, 200...400 A	3	F15, F16	194R-LNC28
	IEC Disconnect Switch, 630...800 A	3	F17	194R-LNC29
	IEC Disconnect Switch, 1250 A	3	F18	194R-LNC30

Contactors

IEC Minicontactors 100-K

UL file n°: E3125

Features:

- Designed for light commercial and industrial applications
- Amp Rating Range 5...12 A
- Reduced size with lower panel depth and height requirements
- Applications for direct and reversing starters
- Same dimensions for AC and DC coil versions



Complete Selection Guide: 100-TD013

3-pole Minicontactors

kW	AC-3 (A)	AC-1 (A)	Cont. Aux	Coil voltage	Catalog Number
2.2	5A	20A	1NO	110VAC	100-K05D10
2.2	5A	20A	1NC	110VAC	100-K05D01
4	9A	20A	1NO	110VAC	100-K09D10
4	9A	20A	1NC	110VAC	100-K09D01
5.5	12A	20A	1NO	110VAC	100-K12D10
5.5	12A	20A	1NC	110VAC	100-K12D01
2.2	5A	20A	1NO	230VAC	100-K05KF10
2.2	5A	20A	1NC	230VAC	100-K05KF01
4	9A	20A	1NO	230VAC	100-K09KF10
4	9A	20A	1NC	230VAC	100-K09KF01
5.5	12A	20A	1NO	230VAC	100-K12KF10
5.5	12A	20A	1NC	230VAC	100-K12KF01
2.2	5 A	20A	1NO	24 VDC	100-K05DJ10
2.2	5 A	20A	1NC	24 VDC	100-K05DJ01
4	9 A	20A	1NO	24 VDC	100-K09DJ10
4	9 A	20A	1NC	24 VDC	100-K09DJ01
5.5	12 A	20A	1NO	24 VDC	100-K12DJ10
5.5	12 A	20A	1NC	24 VDC	100-K12DJ01

For other coils voltage, see publication 100-TD013

4-pole Minicontactors

kW	AC-3 (A)	AC-1 (A)	Cont. Aux	Coil voltage	Catalog Number
2.2	5 A	20 A	-	110VAC	100-K05D400
4	9 A	20 A	-	110VAC	100-K09D400
5.5	12 A	20 A	-	110VAC	100-K12D400
2.2	5 A	20 A	-	230VAC	100-K05KF400
4	9 A	20 A	-	230VAC	100-K09KF400
5.5	12 A	20 A	-	230VAC	100-K12KF400
2.2	5 A	20 A	-	24VDC	100-K05DJ400
4	9 A	20 A	-	24VDC	100-K09DJ400
5.5	12 A	20 A	-	24VDC	100-K12DJ400

For other coils voltage, see publication 100-TD013

Auxiliary Contact Blocks



Contacts	Catalog Number
2NO	100-KFC20
2NC	100-KFC02
1NO-1NC	100-KFC11
4NO	100-KFC40
3NO-1NC	100-KFC31
2NO-2NC	100-KFC22

Surge Suppressors



Type	Voltage	Catalog Number
RC	24...48 VAC	100-KFSC50
RC	110...280 VAC	100-KFSC280
RC	380...480 VAC	100-KFSC480
Varistor	12...55 V AC/12...77 VDC	100-KFSV55
Varistor	56...136 V AC/78...180 VDC	100-KFSV136
Varistor	137...277 V AC/181...250 VDC	100-KFSV277
Díode	12...250 VDC	100-KFSD250

Mechanical Interlock




Description	Catalog Number
Mechanical Interlock	100-KMCH

Connecting Modules



Description	Catalog Number
Connecting Module ECO 140M-C to 100-K	140M-C-PEK12

Power Wiring Kit – Reversing and Star/Delta



Description	Catalog Number
Wiring Kit for Reversing and Star/Delta	100-KPR

IEC Contactors 100-C

UL file nº: E3125

Features:

- Current range 9...97 A
- AC and DC coil control
- Available in 3 compact frame sizes of 45, 54, 72 mm width
- Reversible coil terminations (load or line side)
- Double-cage power terminal connections
- Common accessories for all contactor sizes



Complete Selection Guide: 100-TD013

kW	AC-3 (A)	AC-1 (A)	Cont. Aux	Coil voltage	Catalog Number
4	9 A	32 A	1NO	110 V AC	100-C09KD10
4	9 A	32 A	1NC	110 V AC	100-C09KD01
5.5	12 A	32 A	1NO	110 V AC	100-C12KD10
5.5	12 A	32 A	1NC	110 V AC	100-C12KD01
7.5	16 A	32 A	1NO	110 V AC	100-C16KD10
7.5	16 A	32 A	1NC	110 V AC	100-C16KD01
11	23 A	32 A	1NO	110 V AC	100-C23KD10
11	23 A	32 A	1NC	110 V AC	100-C23KD01
15	30 A	65 A	-	110 V AC	100-C30KD00
18.5	37 A	65 A	-	110 V AC	100-C37KD00
22	43 A	85 A	-	110 V AC	100-C43KD00
30	55 A	85 A	-	110 V AC	100-C55KD00
32	60 A	100 A	-	110 V AC	100-C60KD00
40	72 A	100 A	-	110 V AC	100-C72KD00
45	85 A	100 A	-	110 V AC	100-C85KD00
55	97 A	130 A	-	110 V AC	100-C97KD00
4	9 A	32 A	1NO	230 V AC	100-C09KF10
4	9 A	32 A	1NC	230 V AC	100-C09KF01
5.5	12 A	32 A	1NO	230 V AC	100-C12KF10
5.5	12 A	32 A	1NC	230 V AC	100-C12KF01
7.5	16 A	32 A	1NO	230 V AC	100-C16KF10
7.5	16 A	32 A	1NC	230 V AC	100-C16KF01
11	23 A	32 A	1NO	230 V AC	100-C23KF10
11	23 A	32 A	1NC	230 V AC	100-C23KF01
15	30 A	65 A	-	230 V AC	100-C30KF00
18.5	37 A	65 A	-	230 V AC	100-C37KF00
22	43 A	85 A	-	230 V AC	100-C43KF00
30	55 A	85 A	-	230 V AC	100-C55KF00
32	60 A	100 A	-	230 V AC	100-C60KF00
40	72 A	100 A	-	230 V AC	100-C72KF00
45	85 A	100 A	-	230 V AC	100-C85KF00
55	97 A	130 A	-	230 V AC	100-C97KF00

kW	AC-3 (A)	AC-1 (A)	Cont. Aux	Coil voltage	Catalog Number
4	9 A	32 A	1NO	24 V DC	100-C09EJ10
4	9 A	32 A	1NC	24 V DC	100-C09EJ01
5.5	12 A	32 A	1NO	24 V DC	100-C12EJ10
5.5	12 A	32 A	1NC	24 V DC	100-C12EJ01
7.5	16 A	32 A	1NO	24 V DC	100-C16EJ10
7.5	16 A	32 A	1NC	24 V DC	100-C16EJ01
11	23 A	32 A	1NO	24 V DC	100-C23EJ10
11	23 A	32 A	1NC	24 V DC	100-C23EJ01
15	30 A	65 A	-	24 V DC	100-C30EJ00
18.5	37 A	65 A	-	24 V DC	100-C37EJ00
22	43 A	85 A	-	24 V DC	100-C43EJ00
30	55 A	85 A	-	24 V DC	100-C55EJ00
32	60 A	100 A	-	24 V DC	100-C60DJ00
40	72 A	100 A	-	24 V DC	100-C72DJ00
45	85 A	100 A	-	24 V DC	100-C85DJ00
55	97 A	130 A	-	24 V DC	100-C97DJ00

For other coils voltage, see publication 100-TD013

Auxiliary contact block – Front Mounting



Contacts	Catalog Number
2NC	100-FA02
1NO-1NC	100-FA11
2NO	100-FA20
2NO-2NC	100-FA22
3NO-1NC	100-FA31
4NO	100-FA40
2NO (1 early break) - 2NC (1 late make)	100-FAL22

Auxiliary contact block – Side Mounting



Contacts	Catalog Number
1NC	100-SB01
1NO	100-SB10
2NC	100-SB02
1NO-1NC	100-SB11
2NO	100-SB20
1NC (early break) - 1NC (late make)	100-SBL11

Timing Modules



Voltage	Function	Type	Range	Catalog Number
AC	On-Delay	Pneumatic	0.3...30 s	100-FPTA30
AC	On-Delay	Pneumatic	1.8...180 s	100-FPTA180
AC	Off-Delay	Pneumatic	0.3...30 s	100-FPTB30
AC	Off-Delay	Pneumatic	1.8...180 s	100-FPTB180

Voltage	Function	Type	Range	Catalog Number
110...240 V	On-Delay	Electronic	1...30 s	100-ETA30
110...240 V	On-Delay	Electronic	10...180 s	100-ETA180
110...240 V	Star-Delta	Electronic	1...30 s	100-ETY30

Mechanical Interlocks



Description	Catalog Number
Mechanical Interlock without aux. contact	100-MCA00
Mechanical Interlock with 2 NC aux. contacts	100-MCA02
Dovetail Connector – no spacing	100-S0
Dovetail Connector – 9 mm spacing	100-S9

Reversing Wiring Kits



For use with Contactors	Catalog Number
100-C09...C23	105-PW23
100-C30...C37	105-PW37
100-C43...C55	105-PW55
100-C60...C97	105-PW85

Star-Delta Wiring Kits



Delta Contactor	Star Contactor	Catalog Number
100-C09...C23	100C-09...C23	170-PW23
100-C30...C37	100-C09...C23	170-PW37
100-C43	100-C30	170-PW43
100-C55	100-C37	170-PW55
100-C60...C72	100-C37...C43	170-PW72
100-C85...C97	100-C60...C72	170-PW85

IEC Contactors 100-E (above 100A)

UL file nº: E3125

Features:

- 55...560 kW @ 400V
- 75...900 HP @ 460V
- Current range up to 2650 A
- Compact size
- Complete range of accessories

Complete Selection Guide: 100-TD013

Coils

- AC/DC
- Wide voltage range
- Low power pick-up and hold-in
- Optional PLC interface



Contactors with Standard Electronic Coils

kW	AC-3	AC-1	Aux Cont.	Coil voltage	Catalog Number ²
55	116 A	160 A	1NO+1NC	24-60 V AC/DC	100-E116KJ11L ¹
75	146 A	225 A	1NO+1NC	24-60 V AC/DC	100-E146KJ11L ¹
90	190 A	275 A	1NO+1NC	24-60 V AC/DC	100-E190KJ11
110	205 A	350 A	1NO+1NC	24-60 V AC/DC	100-E205KJ11
132	265 A	400 A	1NO+1NC	24-60 V AC/DC	100-E265KJ11
160	305 A	500 A	1NO+1NC	24-60 V AC/DC	100-E305KJ11
200	370 A	600 A	1NO+1NC	24-60 V AC/DC	100-E370KJ11
55	116 A	160 A	1NO+1NC	100-250 V AC/DC	100-E116KD11L ¹
75	146 A	225 A	1NO+1NC	100-250 V AC/DC	100-E146KD11L ¹
90	190 A	275 A	1NO+1NC	100-250 V AC/DC	100-E190KD11
110	205 A	350 A	1NO+1NC	100-250 V AC/DC	100-E205KD11
132	265 A	400 A	1NO+1NC	100-250 V AC/DC	100-E265KD11
160	305 A	500 A	1NO+1NC	100-250 V AC/DC	100-E305KD11
200	370 A	600 A	1NO+1NC	100-250 V AC/DC	100-E370KD11

¹)Includes built-in terminal lugs. To order without the lugs, remove the suffix "L".

²)For other coils voltage, see publication 100-TD013

Contactors with PLC Interface

kW	AC-3	AC-1	Aux Cont.	Coil voltage	Catalog Number ²
55	116 A	160 A	1NO+1NC	24-60 V AC/DC	100-E116EJ11L ¹
75	146 A	225 A	1NO+1NC	24-60 V AC/DC	100-E146EJ11L ¹
90	190 A	275 A	1NO+1NC	24-60 V AC/DC	100-E190EJ11
110	205 A	350 A	1NO+1NC	24-60 V AC/DC	100-E205EJ11
132	265 A	400 A	1NO+1NC	24-60 V AC/DC	100-E265EJ11
160	305 A	500 A	1NO+1NC	24-60 V AC/DC	100-E305EJ11
200	370 A	600 A	1NO+1NC	24-60 V AC/DC	100-E370EJ11
200	400 A	600 A	1NO+1NC	24-60 V DC	100-E400EJ11
250	460 A	700 A	1NO+1NC	24-60 V DC	100-E460EJ11
315	580 A	800 A	1NO+1NC	24-60 V DC	100-E580EJ11
400	750 A	1050 A	1NO+1NC	24-60 V DC	100-E750EJ11
475	860 A	1350 A	1NO+1NC	24-60 V DC	100-E860EJ11
560	1060 A	1650 A	1NO+1NC	24-60 V DC	100-E1060EJ11
-	-	1260 A	1NO+1NC	24-60 V DC	100-E1260EJ11
55	116 A	160 A	1NO+1NC	100-250 V AC/DC	100-E116ED11L ¹
75	146 A	225 A	1NO+1NC	100-250 V AC/DC	100-E146ED11L ¹
90	190 A	275 A	1NO+1NC	100-250 V AC/DC	100-E190ED11
110	205 A	350 A	1NO+1NC	100-250 V AC/DC	100-E205ED11
132	265 A	400 A	1NO+1NC	100-250 V AC/DC	100-E265ED11
160	305 A	500 A	1NO+1NC	100-250 V AC/DC	100-E305ED11
200	370 A	600 A	1NO+1NC	100-250 V AC/DC	100-E370ED11
200	400 A	600 A	1NO+1NC	100-250 V AC/DC	100-E400ED11
250	460 A	700 A	1NO+1NC	100-250 V AC/DC	100-E460ED11
315	580 A	800 A	1NO+1NC	100-250 V AC/DC	100-E580ED11
400	750 A	1050 A	1NO+1NC	100-250 V AC/DC	100-E750ED11
475	860 A	1350 A	1NO+1NC	100-250 V AC/DC	100-E860ED11
560	1060 A	1650 A	1NO+1NC	100-250 V AC/DC	100-E1060ED11
-	-	1260 A	1NO+1NC	100-250 V AC/DC	100-E1260ED11
-	-	2050 A	1NO+1NC	100-250 V AC/DC	100-E2050ED11
-	-	2650 A	1NO+1NC	100-250 V AC/DC	100-E2650ED11

¹) Includes built-in terminal lugs. To order without the lugs, remove the suffix “L”.

²) For other coils voltage, see publication 100-TD013

Auxiliary Contacts – Side Mounting



Circuit Diagram	Contacts	Use with	Catalog Number
	1NO-1NC	100-E116...E370	100-ES1-11
	1NO-1NC	100-E116...E370	100-ES2-11
	1NO-1NC	100-E400...E2650	100-ES3-11
	1NO-1NC	100-E400...E2650	100-ES4-11

Terminal Lugs



Use with	Use with	Catalog Number
Kit of 2		
Standard on 100-E116*L and 100-E146*L contactors	100-E116...100-E146	100-ECL146
	100-E190...100-E205	100-ETL205
	100-E265...100-E370	100-ETL370
	100-E265...100-E370	100-ETL370B
	100-E400...100-E460	100-ETL580
Terminal Lugs	100-E580...E750, 100-E1260	100-ETL750
• Set of three	100-E860	100-ETL860
	100-E1060	100-ETL1060
	100-E1060	100-ETL1060B

Mechanical Interlock



Use with	Catalog Number
100-E116...100-E146	100-EM1-00
100-E90...100-E205	100-EM1-00
100-E265...100-E370	100-EM1-00
100-E116...100-E146 hasta 100-E190...100-E205	100-EM4-00
100-E190...100-E205 hasta 100-E265...100-E370	100-EM5-00
100-E400...100-E750, 100-E1260	100-EM2-00
100-E860...100-E1060, 100-E2050...100-E2650	100-EM3-00

Terminal Covers



Description	Use with	Catalog Number
Cover for contactors with compression lugs	100-E116...100-E146	100-ETS146L
	100-E190...100-E205	100-ETS205L
	100-E265...100-E370	100-ETS370L
	100-E400...100-E460	100-ETS460L
	100-E580...100-E750	100-ETS750L
Cover for contactors with terminal lugs	100-E190...100-E205	100-ETS205C
	100-E265...100-E370	100-ETS370C
	100-E400...100-E460	100-ETS460C
	100-E580...100-E750, 100-E1260	100-ETS750C

Power Wiring Kits



Description	Use with	Catalog Number
Reversing Power Wiring Kits	100-E116...100-E146	105-PW146
	100-E190...100-E205	105-PW205 (1)
	100-E265...100-E370	105-PW370 (1)
	100-E400...100-E460	105-PW460 (2)
	100-E580...100-E750	105-PW750 (2)
Wye-Delta Power Wiring Kits	100-E116...100-E146	170-PW146
	100-E116...100-E146	170-PW190
	100-E190...100-E205	170-PW205
	100-E190...100-E205	170-PW265
	100-E265...100-E370	170-PW370
	100-E400...100-E460	170-PW460
	100-E400...100-E460	170-PW580
Shorting Bars	100-E116...100-E146	170-PWY146
	100-E190...100-E205	170-PWY205
	100-E265...100-E370	170-PWY370
	100-E400...100-E460	170-PWY460
	100-E580...100-E750	170-PWY750

IEC Safety Contactors 100S-C/-E

UL file nº: E3125

Features:

- Current Range 100S-C: 9...97 A
- Current Range 100S-E: 116...750 A
- AC and DC operating coils
- Operation with “Mechanically Linked” or “Mirror” Contacts
- Increased Safety for operator and installation

Complete Selection Guide: 100-TD013



Contactors 100S-C

kW	AC-3	AC-1	Cont. Aux	Coil voltage	Catalog Number
4	9 A	32 A	1NO+4NC	110 V AC	100S-C09D14BC
5.5	12 A	32 A	1NO+4NC	110 V AC	100S-C12D14BC
7.5	16 A	32 A	1NO+4NC	110 V AC	100S-C16D14BC
11	23 A	32 A	1NO+4NC	110 V AC	100S-C23D14BC
15	30 A	65 A	1NO+4NC	110 V AC	100S-C30D14BC
18.5/20	37 A	65 A	1NO+4NC	110 V AC	100S-C37D14BC
22	43 A	85 A	1NO+4NC	110 V AC	100S-C43D14BC
30	55 A	85 A	1NO+4NC	110 V AC	100S-C55D14BC
32	60 A	100 A	1NO+4NC	110 V AC	100S-C60D14BC
40	72 A	100 A	1NO+4NC	110 V AC	100S-C72D14BC
45	85 A	100 A	1NO+4NC	110 V AC	100S-C85D14BC
55	97 A	100 A	1NO+4NC	110 V AC	100S-C97D14BC

kW	AC-3	AC-1	Cont. Aux	Coil voltage	Catalog Number
4	9 A	32 A	1NO+4NC	230 V AC	100S-C09KF14BC
5.5	12 A	32 A	1NO+4NC	230 V AC	100S-C12KF14BC
7.5	16 A	32 A	1NO+4NC	230 V AC	100S-C16KF14BC
11	23 A	32 A	1NO+4NC	230 V AC	100S-C23KF14BC
15	30 A	65 A	1NO+4NC	230 V AC	100S-C30KF14BC
18.5/20	37 A	65 A	1NO+4NC	230 V AC	100S-C37KF14BC
22	43 A	85 A	1NO+4NC	230 V AC	100S-C43KF14BC
30	55 A	85 A	1NO+4NC	230 V AC	100S-C55KF14BC
32	60 A	100 A	1NO+4NC	230 V AC	100S-C60KF14BC
40	72 A	100 A	1NO+4NC	230 V AC	100S-C72KF14BC
45	85 A	100 A	1NO+4NC	230 V AC	100S-C85KF14BC
55	97 A	100 A	1NO+4NC	230 V AC	100S-C97KF14BC

kW	AC-3	AC-1	Cont. Aux	Coil voltage	Catalog Number
4	9 A	32 A	1NO+4NC	Electr. Coil 24 V DC	100S-C09EJ14BC
5.5	12 A	32 A	1NO+4NC	Electr. Coil 24 V DC	100S-C12EJ14BC
7.5	16 A	32 A	1NO+4NC	Electr. Coil 24 V DC	100S-C16EJ14BC
11	23 A	32 A	1NO+4NC	Electr. Coil 24 V DC	100S-C23EJ14BC
15	30 A	65 A	1NO+4NC	Electr. Coil 24 V DC	100S-C30EJ14BC
18,5/20	37 A	65 A	1NO+4NC	Electr. Coil 24 V DC	100S-C37EJ14BC
22	43 A	85 A	1NO+4NC	Electr. Coil 24 V DC	100S-C43EJ14BC
30	55 A	85 A	1NO+4NC	Electr. Coil 24 V DC	100S-C55EJ14BC
32	60 A	100 A	1NO+4NC	24 V DC with diode	100S-C60DJ14BC
40	72 A	100 A	1NO+4NC	24 V DC with diode	100S-C72DJ14BC
45	85 A	100 A	1NO+4NC	24 V DC with diode	100S-C85DJ14BC
55	97 A	100 A	1NO+4NC	24 V DC with diode	100S-C97DJ14BC

Notes: All accessories from the 100-C product range can be used, except for the front mounted accessories
 The suffix -BC stands for bifucated auxiliary contacts. Change the suffix to -C for standard auxiliary contacts.

Contactors 100S-E

kW	AC-3 Int.	AC-1	Cont. Aux	Coil voltage	Catalog Number
55	116 A	160 A	1NO+2NC	24-60 V AC/DC	100S-E116KJ12C
75	146 A	225 A	1NO+2NC	24-60 V AC/DC	100S-E146KJ12C
90	190 A	275 A	1NO+2NC	24-60 V AC/DC	100S-E190KJ12C
110	205 A	350 A	1NO+2NC	24-60 V AC/DC	100S-E205KJ12C
132	265 A	400 A	1NO+2NC	24-60 V AC/DC	100S-E265KJ12C
160	305 A	500 A	1NO+2NC	24-60 V AC/DC	100S-E305KJ12C
200	370 A	600 A	1NO+2NC	24-60 V AC/DC	100S-E370KJ12C
200	400 A	600 A	1NO+2NC	24-60 V DC	100S-E400EJ12C
250	460 A	700 A	1NO+2NC	24-60 V DC	100S-E460EJ12C
315	580 A	800 A	1NO+2NC	24-60 V DC	100S-E580EJ12C
400	750 A	1050 A	1NO+2NC	24-60 V DC	100S-E750EJ12C
55	116 A	160 A	1NO+2NC	100-250 V AC/DC	100S-E116KD12C
75	146 A	225 A	1NO+2NC	100-250 V AC/DC	100S-E146KD12C
90	190 A	275 A	1NO+2NC	100-250 V AC/DC	100S-E190KD12C
110	205 A	350 A	1NO+2NC	100-250 V AC/DC	100S-E205KD12C
132	265 A	400 A	1NO+2NC	100-250 V AC/DC	100S-E265KD12C
160	305 A	500 A	1NO+2NC	100-250 V AC/DC	100S-E305KD12C
200	370 A	600 A	1NO+2NC	100-250 V AC/DC	100S-E370KD12C
200	400 A	600 A	1NO+2NC	100-250 V AC/DC	100S-E400ED12C
250	460 A	700 A	1NO+2NC	100-250 V DC	100S-E460EJ12C
315	580 A	800 A	1NO+2NC	100-250 V DC	100S-E580EJ12C
400	750 A	1050 A	1NO+2NC	100-250 DC	100S-E750EJ12C

Nota: The 2 NC contacts correspond to 1 standard NC and 1 NC with mirror contact performance

Motor Protection Relays

Designed for perfect integration with the contactor family 100, the wide range of motor protection relays offers a choice of simple conventional bimetallic relays up to the most sophisticated type of electronic protection. The electronic devices offer superior protection with connectivity and trip selection options.



Complete Selection Guides:

- 193-K/T1: 193-TD010
- E1: 193-TD011
- E100: 193-TD013
- E300/E200: 193-TD006

Features:

- Wide range of motor protection devices
- Industrial network connectivity options
- Low power consumption

Bimetallic Overload Relays for 100-K Minicontactors - 193-K

UL file nº: E14840



Amp range	Reset	Trip Class	Contacts	Use with	Catalog Number
0.1...0.16 A	Man/Auto	10	1NO-1NC	100-K05...K12	193-KA16
0.16...0.25 A	Man/Auto	10	1NO-1NC	100-K05...K12	193-KA25
0.25...0.40 A	Man/Auto	10	1NO-1NC	100-K05...K12	193-KA40
0.35...0.50 A	Man/Auto	10	1NO-1NC	100-K05...K12	193-KA50
0.45...0.63 A	Man/Auto	10	1NO-1NC	100-K05...K12	193-KA63
0.55...0.80 A	Man/Auto	10	1NO-1NC	100-K05...K12	193-KA80
0.75...1.0 A	Man/Auto	10	1NO-1NC	100-K05...K12	193-KB10
0.90...1.3 A	Man/Auto	10	1NO-1NC	100-K05...K12	193-KB13
1.1...1.6 A	Man/Auto	10	1NO-1NC	100-K05...K12	193-KB16
1.4...2.0 A	Man/Auto	10	1NO-1NC	100-K05...K12	193-KB20
1.8...2.5 A	Man/Auto	10	1NO-1NC	100-K05...K12	193-KB25
2.3...3.2 A	Man/Auto	10	1NO-1NC	100-K05...K12	193-KB32
2.9...4.0 A	Man/Auto	10	1NO-1NC	100-K05...K12	193-KB40
3.5...4.8 A	Man/Auto	10	1NO-1NC	100-K05...K12	193-KB48
4.5...6.3 A	Man/Auto	10	1NO-1NC	100-K05...K12	193-KB63
5.5...7.5 A	Man/Auto	10	1NO-1NC	100-K09...K12	193-KB75
7.2...10.0 A	Man/Auto	10	1NO-1NC	100-K09...K12	193-KC10
9.0...12.5 A	Man/Auto	10	1NO-1NC	100-K12	193-KC12

Bimetallic Overload Relays for 100-C contactors - 193-T1

UL file nº: E14840



Amp range	Reset	Trip Class	Contacts	Use with	Catalog Number
0.16...0.25 A	Man/Auto	10	1NO-1NC	100-C09...C23	193-T1AA25
0.25...0.40 A	Man/Auto	10	1NO-1NC	100-C09...C23	193-T1AA40
0.35...0.50 A	Man/Auto	10	1NO-1NC	100-C09...C23	193-T1AA50
0.45...0.63 A	Man/Auto	10	1NO-1NC	100-C09...C23	193-T1AA63
0.55...0.80 A	Man/Auto	10	1NO-1NC	100-C09...C23	193-T1AA80
0.75...1.0 A	Man/Auto	10	1NO-1NC	100-C09...C23	193-T1AB10
0.90...1.3 A	Man/Auto	10	1NO-1NC	100-C09...C23	193-T1AB13
1.1...1.6 A	Man/Auto	10	1NO-1NC	100-C09...C23	193-T1AB16
1.4...2.0 A	Man/Auto	10	1NO-1NC	100-C09...C23	193-T1AB20
1.8...2.5 A	Man/Auto	10	1NO-1NC	100-C09...C23	193-T1AB25
2.3...3.2 A	Man/Auto	10	1NO-1NC	100-C09...C23	193-T1AB32
2.9...4.0 A	Man/Auto	10	1NO-1NC	100-C09...C23	193-T1AB40
3.5...4.8 A	Man/Auto	10	1NO-1NC	100-C09...C23	193-T1AB48
4.5...6.3 A	Man/Auto	10	1NO-1NC	100-C09...C23	193-T1AB63
5.5...7.5 A	Man/Auto	10	1NO-1NC	100-C09...C23	193-T1AB75
7.2...10.0 A	Man/Auto	10	1NO-1NC	100-C09...C23	193-T1AC10
9.0...12.5 A	Man/Auto	10	1NO-1NC	100-C09...C23	193-T1AC12
11.3...16 A	Man/Auto	10	1NO-1NC	10C12...C23	193-T1AC16
15...20 A	Man/Auto	10	1NO-1NC	100-C16...C23	193-T1AC20
17.5...21.5 A	Man/Auto	10	1NO-1NC	100-C16...C23	193-T1AC21
21...25 A	Man/Auto	10	1NO-1NC	100-C23	193-T1AC25
24.5...30 A	Man/Auto	10	1NO-1NC	100-C30...C37	193-T1BC30
29...36 A	Man/Auto	10	1NO-1NC	100-C30...C37	193-T1BC36
33...38 A	Man/Auto	10	1NO-1NC	100-C37	193-T1BC38
35...47 A	Man/Auto	10	1NO-1NC	100-C43...C55	193-T1CC47
45...60 A	Man/Auto	10	1NO-1NC	100-C60...C85	193-T1CC60
58...75 A	Man/Auto	10	1NO-1NC	100-C72...C85	193-T1DC75
72...90 A	Man/Auto	10	1NO-1NC	Standalone	193-T1DC90

Basic Electronic Overload Relay E1Plus - 193-ED

These products will be discontinued in April 2021 (subject to change) and are replaced by the product family E100.



UL file nº: E14840

Current range	Reset	Trip class	Contacts	Use with	Catalog Number
0.1...0.5 A	Manual	10	1NO-1NC	100-C09...C23	193-ED1AB
0.2...1 A	Manual	10	1NO-1NC	100-C09...C23	193-ED1BB
1...5 A	Manual	10	1NO-1NC	100-C09...C23	193-ED1CB
3.2...16 A	Manual	10	1NO-1NC	100-C09...C23	193-ED1DB
5.4...27 A	Manual	10	1NO-1NC	100-C09...C23	193-ED1EB
5.4...27 A	Manual	10	1NO-1NC	100-C30...C43	193-ED1ED
9...45 A	Manual	10	1NO-1NC	100-C30...C43	193-ED1FD
1...5 A	Man/Auto	10/15/20/30	1NO-1NC	Pass Through	193-ED1CP
3.2...16 A	Man/Auto	10/15/20/30	1NO-1NC	Pass Through	193-ED1DP
5.4...27 A	Man/Auto	10/15/20/30	1NO-1NC	Pass Through	193-ED1EP

Advanced Electronic Overload Relay E1Plus - 193-EE

These products will be discontinued in April 2021 (subject to change) and are replaced by the product family E100.



UL file nº: E14840

Current range	Reset	Trip class	Contacts	Use with	Catalog Number
0.1...0.5 A	Man/Auto	10/15/20/30	1NO-1NC		193-EEAB
0.2...1 A	Man/Auto	10/15/20/30	1NO-1NC		193-EEBB
1...5 A	Man/Auto	10/15/20/30	1NO-1NC	100-C09...C23	193-EECB
3.2...16 A	Man/Auto	10/15/20/30	1NO-1NC		193-EEDB
5.4...27 A	Man/Auto	10/15/20/30	1NO-1NC		193-EEEB
1...5 A	Man/Auto	10/15/20/30	1NO-1NC		193-EECD
3.2...16 A	Man/Auto	10/15/20/30	1NO-1NC		193-EEDD
5.4...27 A	Man/Auto	10/15/20/30	1NO-1NC	100-C30...C55	193-EEED
9...45 A	Man/Auto	10/15/20/30	1NO-1NC		193-EEFD
11...55 A	Man/Auto	10/15/20/30	1NO-1NC		193-EEQD
5.4...27 A	Man/Auto	10/15/20/30	1NO-1NC		193-EEEE
18...90 A	Man/Auto	10/15/20/30	1NO-1NC	100-C60...C97	193-EEGE

Current range	Reset	Trip class	Contacts	Use with	Catalog Number
30...150 A	Man/Auto	10/15/20/30	1NO-1NC	100-E116...E146	193-EEHJ
40...200 A	Man/Auto	10/15/20/30	1NO-1NC	100-E190...E205	193-EEJJ
1...5 A	Man/Auto	10/15/20/30	1NO-1NC	Pass Through	193-EECP
3.2...16 A	Man/Auto	10/15/20/30	1NO-1NC	Pass Through	193-EEDP
5.4...27 A	Man/Auto	10/15/20/30	1NO-1NC	Pass Through	193-EEEP

Note: The versions for use with the contactors 100-E do not include the terminal lugs

Accessories

Accessories to 193-ED and EE will be discontinued in April 2021 (subject to change).

Socket for DIN rail / panel mounting



Use with	Catalog Number
193-ED and 193-EE_B	193-EPB
193-EE_D	193-EPD
193-EE_E	193-EPE
193-T1 A A/ AB/BC	193-T1APM

Remote reset



Voltage	Use with	Catalog Number
100 VAC	193-T1/193-K	193-T1RD
220...240 VAC	193-T1/193-K	193-T1RKF
24 V DC	193-T1/193-K	193-T1RZJ

Side Mount Expansion Modules for 193-EE



Network	Stall/Jam	Reset	PTC input	I/O	Catalog Number
No	Yes	Yes	No	No	193-EJM
No	No	Yes	Yes	No	193-EPT
No	No	Yes	No	No	193-ERR
DeviceNet	Yes	Yes	No	2 I - 1 O	193-EDN
EtherNet/IP	Yes	Yes	No	2 I - 1 O	193-ETN
ProfiBus DP	Yes	Yes	No	2 I - 1 O	193-EPRB

Remote Reset (IP66)



Description	Use with	Catalog Number
External Reset Button	193-K/ED/EE	800FP-R611
Reset Rod	193-K/ED/EE	800F-ATR08

E1Plus Remote Indicator Display



Description	Use with	Catalog Number
Remote Indicator Display with LEDs	193-EE/EJM/EPT/ERR	193-ERID

Basic Single- & Three-phase Devices E100 – 193-1EE



UL file nº: E14840

Current range	Reset	Trip class	Contacts	Use with	Catalog Number
0.1...0.5 A	Manual	10, 20	1NO-1NC	100-C09...C23	193-1EEAB
0.2...1 A	Manual	10, 20	1NO-1NC	100-C09...C23	193-1EEBB
1...5 A	Manual	10, 20	1NO-1NC	100-C09...C23	193-1EECB
3.2...16 A	Manual	10, 20	1NO-1NC	100-C09...C23	193-1EEDB
5.4...27 A	Manual	10, 20	1NO-1NC	100-C09...C23	193-1EEEB
5.4...27 A	Manual	10, 20	1NO-1NC	100-C30...C55	193-1EEED
9...55 A	Manual	10, 20	1NO-1NC	100-C30...C55	193-1EEFD
20...100 A	Manual	10, 20	1NO-1NC	100-C60...C97	193-1EEGE
1.0...5.0	Manual	10, 20	1NO-1NC	Pass-Through	193-1EECP
3.2...16	Manual	10, 20	1NO-1NC	Pass-Through	193-1EEDP
5.4...27	Manual	10, 20	1NO-1NC	Pass-Through	193-1EEEP
11...55	Manual	10, 20	1NO-1NC	Pass-Through	193-1EEFP
20...100	Manual	10, 20	1NO-1NC	Pass-Through	193-1EEGP

Advanced Single- & Three-phase Devices E100 – 193-1EF



UL file nº: E14840

Current range	Reset	Trip class	Contacts	Use with	Catalog Number
Direct Mount to Contactor					
0.1...0.5 A	Man/Auto	10/15/20/30	1NO-1NC	100-C09...C23	193-1EFAB
0.2...1.0 A	Man/Auto	10/15/20/30	1NO-1NC		193-1EFBB
1.0...5.0 A	Man/Auto	10/15/20/30	1NO-1NC		193-1EFCB
3.2...16 A	Man/Auto	10/15/20/30	1NO-1NC		193-1EFDB
5.4...27 A	Man/Auto	10/15/20/30	1NO-1NC	100-C30...C55	193-1EFEB
5.4...27 A	Man/Auto	10/15/20/30	1NO-1NC		193-1EFED
11...55 A	Man/Auto	10/15/20/30	1NO-1NC		193-1EFFD
20...100 A	Man/Auto	10/15/20/30	1NO-1NC		100-C60...C97
Integrated panel/DIN Rail Mount and Pass-thru					
1.0...5.0 A	Man/Auto	10/15/20/30	1NO-1NC	All contactors	193-1EFCP
3.2...16 A	Man/Auto	10/15/20/30	1NO-1NC		193-1EFDP
5.4...27 A	Man/Auto	10/15/20/30	1NO-1NC		193-1EFEP
11...55 A	Man/Auto	10/15/20/30	1NO-1NC		193-1EFFP
20...100 A	Man/Auto	10/15/20/30	1NO-1NC		193-1EFGP

Current range	Reset	Trip class	Contacts	Use with	Catalog Number
Integrated panel/DIN Rail Mount and Pass-thru					
30...150 A	Man/Auto	10/15/20/30	1NO-1NC	All contactors with external current transformers	193-1EFHZ
40...200 A	Man/Auto	10/15/20/30	1NO-1NC		193-1EFJZ
60...300 A	Man/Auto	10/15/20/30	1NO-1NC		193-1EFKZ
100...500 A	Man/Auto	10/15/20/30	1NO-1NC		193-1EFLZ
120...600 A	Man/Auto	10/15/20/30	1NO-1NC		193-1EFMZ
160...800 A	Man/Auto	10/15/20/30	1NO-1NC		193-1EFNZ
80...400 A	Man/Auto	10/15/20/30	1NO-1NC		193-1EFWZ

Accessories

Socket for DIN rail / panel mounting

UL file n°: E14840



Frame	Use with	Catalog Number
E100 Frame B		193-1EPB
E100 Frame D	193-1EE, 193-1EF	193-1EPD
E100 Frame E		193-1EPE
Bimetal relays	193-T1 A A/ AB/BC	193-T1APM

Remote reset



Voltage	Use with	Catalog Number
240V AC		193-1EPB
120V AC	193-1EE, 193/592-1EF	193-1EPD
24V DC		193-1EPE
100 VAC		193-T1RD
220...240 VAC	193-T1/193-K	193-T1RKF
24 V DC		193-T1RZJ



Expansion Modules for E100



Function	Use with	Catalog Number
Universal Protection Module (GF/jam)	193-1EF	193-1EGJ
Reset Adapter (electronic remote reset)	193-1EF	193-1ERR
Remote Indicator Display w/Reset	193-1ERR	193-ERID
Remote Indicator Display w/o Reset	193-1ERR	193-1ERIDN

Other Accessories for E100



Designation	Use with	Catalog Number
Base Unit Anti-Tamper Shield	193-1EE,1EF	193-1BC8
External Reset Adapter	193-1EE,1EF	193-1ERA
Panel/DIN Mounting Kit (includes spare comm. cable)	193-1EGJ, 193-1ERR	193-1EIKIT1
Accessory Installation Kit and Spare Terminal Blocks (cable included)	193-1EGJ, 193-1ERR	193-1EIKIT2

Monitoring Relays



UL file n°: E14840

Type	Voltage	Catalog Number
Thermistor Monitoring Relay	24...48 VAC/DC	817S-PTC-48
Thermistor Monitoring Relay	115 VAC	817S-PTC-115
Thermistor Monitoring Relay	230 VAC	817S-PTC-230
1-Phase Current Monitoring Relay	230 VAC 1Phase	809S-C1-10A-230
3-Phase Voltage Monitoring Relay	230 VAC 3Phase	813S-V3-230V
3-Phase Voltage Monitoring Relay	400 VAC 3Phase	813S-V3-400V
Power Monitoring Relay	400 VAC 3Phase	814S-W3-480V-10A

Electronic Overload Relays E300/E200: 193-E300/E200

UL file n°: E14840

The E300/E200 electronic motor protection overload relay requires a sensing module, a control module and a communication module. Further optional modules are available.



Sensing modules

Amp Rating (A)	Mounting Options	Use with	Catalog Number
0.5...30	Direct mount to contactors	100-C09...C23	193-ESM-●-30A-C23
6...60		100-C30...C50	193-ESM-●-30A-C55
10...100		100-C30...C50	193-ESM-●-60A-C55
20...200		100-C60...100-C97	193-ESM-●-100A-C97
		100-E116...E146	193-ESM-●-200A-E146
		100-E190...E205	193-ESM-●-200A-E205
0.5...30	DIN Rail / Panel Mount Power Terminals	All contactors	193-ESM-●-30A-T
6...60		All contactors	193-ESM-●-60A-T
10...100		All contactors	193-ESM-●-100A-T
20...200		All contactors	193-ESM-●-200A-T
0.5...30	DIN Rail / Panel Mount Pass-thru	All contactors	193-ESM-●-30A-P
6...60		All contactors	193-ESM-●-60A-P
10...100		All contactors	193-ESM-●-100A-P
20...200		All contactors	193-ESM-●-200A-P

●	Version:	Current only	Code:	I
		Current / Ground Fault		IG
		Voltage/Current/Ground Fault		VIG

Example: 193-ESM-IG-30A-C23

Control Module

Description	Inputs/Outputs	Control Voltage	Catalog Number
I/O Module	2 Inputs/ 2 Outputs	24 VDC	193-EIO-22-24D
	6 Inputs/ 3 Outputs	24 VDC	193-EIO-63-24D
	2 Inputs/ 2 Outputs	110...120 VAC, 50/60Hz	193-EIO-22-120
	4 Inputs/ 3 Outputs	110...120 VAC, 50/60Hz	193-EIO-43-120
	2 Inputs/ 2 Outputs	220...240 VAC, 50/60Hz	193-EIO-22-240
	4 Inputs/ 3 Outputs	220...240 VAC, 50/60Hz	193-EIO-43-240
I/O and Protection Module. Thermistor (PTC) and External Ground Fault Current *	4 Inputs/ 2 Outputs	24 VDC	193-EIOGP-42-24D
	2 Inputs/ 2 Outputs	110...120 VAC, 50/60Hz	193-EIOGP-22-120
	2 Inputs/ 2 Outputs	220...240 VAC, 50/60Hz	193-EIOGP-22-240

* Requires Core Balanced Ground Fault Sensor Cat. No. 193-CBCT_

Communication Module

	Description	Catalog Number
E300	Ethernet/IP	193-ECM-ETR
	DeviceNet	193-ECM-DNT
E200	Parameter Configuration Module with USB Type B	193-ECM-PCM

Expansion Modules

Description	I/O	Control Voltage	Catalog Number
Digital Expansion Module, 24V DC	4 In/2 Out	24 VDC	193-EXP-DI0-42-24D
Digital Expansion Module, 120V AC	4 In/2 Out	110...120 VAC, 50/60Hz	193-EXP-DI0-42-120
Digital Expansion Module, 240V AC	4 In/2 Out	220...240 VAC, 50/60Hz	193-EXP-DI0-42-240
Analog Expansion Module: mA, V, RTD, and Resistance	3 In/1 Out	Universal	193-EXP-AI0-31
Expansion Power Supply	-	24 VDC	193-EXP-PS-DC
	-	110...240 VAC, 50/60Hz	193-EXP-PS-AC

Core Balanced Ground Fault Sensor



Size of cable hole	Catalog Number
20 mm (up to ca. 40A)	193-CBCT1
40 mm (up to ca. 100A)	193-CBCT2
63 mm (up to ca. 200A)	193-CBCT3
82 mm (up to ca. 400A)	193-CBCT4

Solid State Contactors

UL file nº: E96956

Features

- Ideal for high duty cycle applications
- Operational current up to 85 A (AC-1), 65 A (AC-3)
- 1, 2, or 3-phase capable
- Wide range of AC, DC, and analog control input options
- Zero cross switching to help reduce EMC emissions

Complete Selection Guide: 156-TD002



Single-Phase Solid State Contactors 156-C1

Current rating [A]	Control Voltage	Uds	Rated Power @ 40°C (104 °F)					Operational voltage	Catalog Number
			115 V	230 V	400 V	480 V	600 V		
20	20-275VAC 24-190VDC	Hp	1/3	1	2	3	3	< 240 V AC	156-C1P20NAB
								< 600 V AC	156-C1P20NCB
	5-32 VDC	kW	0,18	0.37	0.75	1.1	1.5	< 240 V AC	156-C1P20NAD
								< 600 V AC	156-C1P20NCD
25	20-275VAC 24-190VDC	Hp	1/3	1	2	3	3	< 240 V AC	156-C1P25NAB
								< 600 V AC	156-C1P25NCB
	5-32 VDC	kW	0.18	0.37	0.75	1.1	1.5	< 240 V AC	156-C1P25NAD
								< 600 V AC	156-C1P25NCD
43	20-275VAC 24-190VDC	Hp	1-1/2	3	5	7-1/2	10	< 600 V AC	156-C1P43NCB
	5-32 VDC	kW	0.6	1.5	2.2	3.7	4	< 600 V AC	156-C1P43NCD
65	20-275VAC 24-190VDC	Hp	2	5	7-1/2	10	15	< 600 V AC	156-C1P65NCB
	5-32 V CC	kW	0.75	1.5	4	4	5.5	< 600 V AC	156-C1P65NCD
85	20-275VAC 24-190VDC	Hp	2	5	7-1/2	10	15	< 600 V AC	156-C1P85NCB
	5-32 VDC	kW	0.75	1.5	4	4	5.5	< 600 V AC	156-C1P85NCD

Dual-Phase Solid State Contactors 156-C2

Current rating [A]	Control Voltage	Uds	Rated Power @ 40°C (104 °F)					Operational voltage	Catalog Number
			115V	230V	400V	480V	600V		
25	20-275VAC 24-190VDC	Hp	1-1/2	3	5	7-1/2	10	< 600 V AC	156-C2P25NCB
	5-32 VDC	kW	1,1	3	5.5	5.5	9	< 600 V AC	156-C2P25NCD
40	20-275VAC 24-190VDC	Hp	3	5	10	10	15	< 600 V AC	156-C2P40NCB
	5-32 VDC	kW	1,5	4	7.5	9	11	< 600 V AC	156-C2P40NCD
75	20-275VAC 24-190VDC	Hp	5	10	15	20	25	< 600 V AC	156-C2P75NCBA
	5-32 VDC	kW	3	7.5	11	15	22	< 600 V AC	156-C2P75NCDA

Three-Phase Solid State Contactors 156-C3

Current rating [A]	Control Voltage	Uds	Rated Power @ 40°C (104 °F)					Operational voltage	Catalog Number
			115V	230V	400V	480V	600V		
20	20-275V AC 24-190VDC	Hp	1	3	5	7-1/2	10	< 240 V AC	156-C3P20NAB
								< 600 V AC	156-C3P20NCB
	5-32 VDC	kW	0,8	2,2	4	5,5	7,5	< 240 V AC	156-C3P20NAD
								< 600 V AC	156-C3P20NCD
25	20-275V AC 24-190VDC	Hp	1/3	1	2	3	3	< 600 V AC	156-C3P25NCB
	5-32 VDC	kW	0.18	0.37	0.75	1.1	1.5	< 600 V AC	156-C3P25NCD
30	20-275V AC 24-190VDC	Hp	2	5	10	10	15	< 600 V AC	156-C3P30NCB
	5-32 VDC	kW	1,5	3	5,5	7,5	11	< 600 V AC	156-C3P30NCD
40	20-275V AC 24-190VDC	Hp	2	5	10	10	15	< 600 V AC	156-C3P40NCBA
	5-32 VDC	kW	1,4	4	7,5	9	11	< 600 V AC	156-C3P40NCDD
65	20-275V AC 24-190VDC	Hp	3	10	15	20	25	< 600 V AC	156-C3P65NCBA
	5-32 VDC	kW	3	5,5	11	15	20	< 600 V AC	156-C3P65NCDA


Mounting System

Mounting System 141A

UL file n°: E143184/E56639

Features:

- Reduced mounting and cabling time
- Busbars up to 1600 A
- Compact design
- Busbar- or Panel Mounting
- Configuraton Software MCS Star



Complete Selection Guide: 141A-SG003

Busbar Support 200...630 A



Description	Poles	Catalog Number
Busbar Support	3	141A-TR3
Busbar Support con terminales	3	141A-TR3F16
Busbar End Cover	3	141A-TR3E
Busbar Support	1	141A-TR1

Busbars



Rated Current	Height x Width	Catalog Number (per length)		
		0.8 m	1.2 m	2.5 m
200 A	12 x 5 mm	141A-B125A	141A-B125C	141A-B125N
250 A	15 x 5 mm	141A-B155A	141A-B155C	141A-B155N
320 A	20 x 5 mm	141A-B205A	141A-B205C	141A-B205N
400 A	25 x 5 mm	141A-B255A	141A-B255C	141A-B255N
450 A	30 x 5 mm	141A-B305A	141A-B305C	141A-B305N
360 A	12 x 10 mm	141A-B1210A	141A-B1210C	141A-B1210N
520 A	20 x 10 mm	141A-B2010A	141A-B2010C	141A-B2010N
630 A	30 x 10 mm	141A-B3010A	141A-B3010C	141A-B3010N

Busbar Shroud Cover for 3 Busbars



Description	Catalog Number
Busbar Shroud Cover (covers all 3 busbars) 200 x 1100 mm	141A-BCF1
Busbar Shroud Holder (two pcs required per section of cover)	141A-BCF1H

Busbar Covers for Single Pole



Busbar width	Catalog Number
5 mm	141A-BS5
10 mm	141A-BS10

Single Terminals for Busbars



Description	cable	Busbar width	Catalog Number
Single Terminal	1.5...16 mm ²	5 mm	141A-VS116
Single Terminal	4...35 mm ²	5 mm	141A-VS135
Single Terminal	16...70 mm ²	5 mm	141A-VS170
Single Terminal	1.5...16 mm ²	10 mm	141A-VS216
Single Terminal	4...35 mm ²	10 mm	141A-VS235
Single Terminal	16...70 mm ²	10 mm	141A-VS270
Single Terminal	16...120 mm ²	10 mm	141A-VS2120
Terminal Cover, Height: 180mm, Width: 54 mm			141A-BK1

Supply Modules 3-pole, 200...630 A



Cable	Width	Max. Current	Catalog Number
6...70 mm ²	54 mm	300 A	141A-VN370
35...120 mm ²	81 mm	440 A	141A-VN3120
95...185 mm ²	135 mm	460 A	141A-VN3185
For flat conductors up to 32 x 20 mm	135 mm	560 A	141A-VN3300F

ISO Busbar Modules

Description	Amp Rating	Length	Width	Connection	Catalog Number
ISO Module	25A	200 mm	45 mm	cable	141A-SS45RR25
ISO Module	25A	200 mm	54 mm	cable	141A-SS54RR25
ISO Module	45A	200 mm	54 mm	cable	141A-SS54RR45
ISO Module	-	200 mm	45 mm	No connection	141A-SS45R
ISO Module	-	200 mm	54 mm	No connection	141A-SS54R
Spacer Module	-	200 mm	9 mm		141A-AS9B
Micro switch					141A-AS
Connection Clip (Package quantity: 50)					141A-AK

Standard Busbar Modules

Description	Amp Rating	Length	Width	Connection	Catalog Number
Busbar Module	25A	200 mm	45 mm	cable	141A-GS45RR25
Busbar Module	25A	200 mm	54 mm	cable	141A-GS54RR25
Busbar Module	45A	200 mm	54 mm	cable	141A-GS54RR45
Busbar Module	-	200 mm	45 mm	Solo Mounting	141A-GS45R
Busbar Module	-	200 mm	54 mm	Solo Mounting	141A-GS54R
Spacer Module	-	200 mm	9 mm		141A-AS9B
Connection Clip (Package quantity: 50)					141A-AK

Mounting Modules for 140G/MG Circuit Breakers

Description	Use with	Length	Width	Connection	Catalog Number
Base	140G y 140H	200 mm	90 mm	por arriba	141A-GHT
Base	140G y 140H	200 mm	90 mm	por debajo	141A-GHB
Base	140J	200 mm	105 mm	ambas	141A-GJU

Busbar Modules with Terminals


Current	Length	Width	Connection	Catalog Number
25 A	200 mm	45 mm	6 mm	141A-FS45S25
63 A	200 mm	54 mm	16 mm	141A-FS54S63
63 A	200 mm	81 mm	16 mm	141A-FS81S63

Control Plug


Description	Poles	Catalog Number
Connector	8	141A-APC8
Connector	10	141A-APC10
Connector	12	141A-APC12
Control Plug Holder		141A-APH

Receptacle 1492-REC

UL file nº: E54866



1492-REC15
Standard - Duplex



1492-REC15G
GFCI
Ground Fault Circuit
Interrupter

Amp	Type	Catalog Number
15	Standard	1492-REC15
	GFCI	1492-REC15G
20	Standard	1492-REC20
	GFCI	1492-REC20G

Soft Starters

Starting Torque Controller: 154

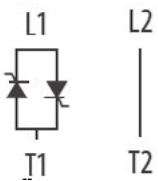
Features

- Reliable proven technology with solid state power poles
- Reduce electrical and mechanical starting shocks
- Simple commissioning with only two adjustments
- For Single- and Three-phase Motors
- 1- or 2-phase control



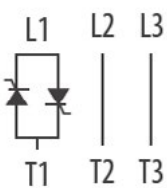
Complete Selection Guide: 154-TD001

Single-phase Controllers with One Control Phase



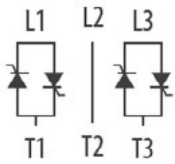
Current Rating [A]	Rated Power [W]	Phase Voltage	Control Voltage	Catalog Number
12	0.55	115 VAC	24V AC/DC	154-SP1C12NAR
12	1.1	230 VAC	100...240V AC	154-SP1C12NAD
16	0.75	115 VAC	24V AC/DC	154-SP1C16NAR
16	1.5	230 VAC	100...240V AC	154-SP1C16NAD
25	1.5	115 VAC	24V AC/DC	154-SP1C25NAR
25	3	230 VAC	100...240V AC	154-SP1C25NAD

Three-phase Controllers with One Control Phase



Current Rating [A]	Rated Power [W]	Phase Voltage	Control Voltage	Catalog Number
12	3	220 VAC	24V AC/DC	154-TP1C12NCR
12	5.5	400 VAC	100...240V AC	154-TP1C12NCD
16	4	220 VAC	24V AC/DC	154-TP1C16NCR
16	7.5	400 VAC	100...240V AC	154-TP1C16NCD
25	6.3	220 VAC	24V AC/DC	154-TP1C25NCR
25	11	400 VAC	100...240V AC	154-TP1C25NCD

Three-phase Controllers with Two Control Phases



Current Rating [A]	Rated Power [W]	Phase Voltage	Control Voltage	Catalog Number
12	3	220 VAC	24V AC/DC	154-TP2C12NCR
12	5.5	400 VAC	100...240V AC	154-TP2C12NCD
16	4	220 VAC	24V AC/DC	154-TP2C16NCR
16	7.5	400 VAC	100...240V AC	154-TP2C16NCD
25	6.3	220 VAC	24V AC/DC	154-TP2C25NCR
25	11	400 VAC	100...240V AC	154-TP2C25NCD

Accessories



Description	Use with	Catalog Number
Flexible Connection Module	140M or 100-C to 154	140U-D-PF
Replacement Fan	156-TP2C25	156-CRF40

SMC-3: 150-C

UL file n°: E96956

Features:

- Full 3-phase control Soft Starter
- Current range 1...480 A/Voltage range 200...600 VAC
- Internal Bypass Contacts
- Integrated Electronic Motor Overload Protection
- Five start and stop modes
- Suitable for in-line or inside-delta configurations (*)
- Very compact design



Complete Selection Guide: 150-TD009

Rated voltage 200 to 480VAC

Rated Current	kW (400V AC)	Control Voltage	Fan	Circuit Breaker	Catalog Number
1...3 A	1.1	100...240 V	Optional	140G-G2C3-C15	150-C3NBD
3...9 A	4	100...240 V	Optional	140G-G2C3-C15	150-C9NBD
5.3...16 A	7.5	100...240 V	Optional	140G-G2C3-C20	150-C16NBD
6.3...19 A	7.5	100...240 V	Optional	140G-G2C3-C25	150-C19NBD
9.2...27.7 A	11	100...240 V	Optional	140G-G2C3-C40	150-C25NBD
10...30 A	15	100...240 V	Optional	140G-G2C3-C50	150-C30NBD
12.3...37 A	18.5	100...240 V	Optional	140G-G2C3-C60	150-C37NBD
14.3...43 A	22	100...240 V	Standard	140G-G2C3-C70	150-C43NBD
20...60 A	30	100...240 V	Standard	140G-G2C3-C90	150-C60NBD
28.3...85 A	45	100...240 V	Standard	140G-G2E3-D16	150-C85NBD
27...108 A	55	100...240 V	Standard	140G-I2C3-D17	150-C108NBD
34...135 A	75	100...240 V	Standard	140G-I3C3-D22	150-C135NBD
67...201 A	95...110	100...240 V	Standard	140G-K3F3-D30	150-C201NBD
84...251 A	95...132	100...240 V	Standard	140G-K3F3-D40	150-C251NBD
106...317 A	95...160	100...240 V	Standard	140G-M5F3-D60	150-C317NBD
120...361 A	110...200	100...240 V	Standard	140G-M5F3-D60	150-C361NBD
160...480 A	160...250	100...240 V	Standard	140G-M5F3-D80	150-C480NBD

Note:

- For inside-delta configuration, the motor current is 1.73 times higher.
- Recommended Circuit Breaker under normal conditions, for more info chek SCCR tool

Rated voltage 200 to 480VAC

Rated Current	kW (400V AC)	Control Voltage	Fan	Circuit Breaker	Catalog Number
1...3 A	1.1	24 V AC/CC	Optional	140G-G2C3-C15	150-C3NBR
3...9 A	4	24 V AC/CC	Optional	140G-G2C3-C15	150-C9NBR
5.3...16 A	7.5	24 V AC/CC	Optional	140G-G2C3-C20	150-C16NBR
6.3...19 A	7.5	24 V AC/CC	Optional	140G-G2C3-C25	150-C19NBR
9.2...27.7 A	11	24 V AC/CC	Optional	140G-G2C3-C40	150-C25NBR
10...30 A	15	24 V AC/CC	Optional	140G-G2C3-C50	150-C30NBR
12.3...37 A	18.5	24 V AC/CC	Optional	140G-G2C3-C60	150-C37NBR
14.3...43 A	22	24 V AC/CC	Standard	140G-G2C3-C70	150-C43NBR
20...60 A	30	24 V AC/CC	Standard	140G-G2C3-C90	150-C60NBR
28.3...85 A	45	24 V AC/CC	Standard	140G-G2E3-D16	150-C85NBR
27...108 A	55	24 V AC/CC	Standard	140G-I2C3-D17	150-C108NBR
34...135 A	75	24 V AC/CC	Standard	140G-I3C3-D22	150-C135NBR
67...201 A	95...110	24 V AC/CC	Standard	140G-K3F3-D30	150-C201NBR
84...251 A	95...132	24 V AC/CC	Standard	140G-K3F3-D40	150-C251NBR
106...317 A	95...160	24 V AC/CC	Standard	140G-M5F3-D60	150-C317NBR
120...361 A	110...200	24 V AC/CC	Standard	140G-M5F3-D60	150-C361NBR
160...480 A	160...250	24 V AC/CC	Standard	140G-M5F3-D80	150-C480NBR

Note:

- For inside-delta configuration, the motor current is 1.73 times higher.
- Recommended Circuit Breaker under normal conditions, for more info chek SCCR tool

Accessories for SMC-3
Auxiliary Contacts


Description	Catalog Number
1 NO	150-CA10
2 NO	150-CA20
1NO-1NC	150-CA11

Optional Fan


Use with	Catalog Number
150-C3...37	150-CF64

Note: for devices 43A and higher, the fan is included as standard

SMC-Flex: 150-F

UL file nº: E96956

Features:

- Current range 1...1250 A /Voltage range 200...690V
- Integrated Bypass Contactors
- Integrated Advanced Electronic Motor Protection
- Sophisticated Monitoring and Diagnostics
- Build-in LCD display and Menu Navigation Keys
- Nine Start/Stop Modes
- Modular for ease of installation and maintenance
- Rugged design for heavy duty applications



Complete Selection Guide: 150-TD009

SMC-Flex with Standard Soft Start and Soft Stop

Rated voltage 200 to 480VAC

Rated Current	kW (400V AC)	Control Voltage	Circuit Breaker	Catalog Number
1...5 A	2.2	100...240 V	140G-G2C3-C15	150-F5NBD
5...25 A	11	100...240 V	140G-G2C3-C15	150-F25NBD
8.6...43 A	22	100...240 V	140G-G2C3-C70	150-F43NBD
12...60 A	30	100...240 V	140G-G2C3-C90	150-F60NBD
17...85 A	45	100...240 V	140G-G2E3-D16	150-F85NBD
27...108 A	55	100...240 V	140G-I2C3-D17	150-F108NBD
34...135 A	75	100...240 V	140G-I3C3-D22	150-F135NBD
67...201 A	110	100...240 V	140G-K3F3-D30	150-F201NBD
84...251 A	132	100...240 V	140G-K3F3-D40	150-F251NBD
106...317 A	160	100...240 V	140G-M5F3-D60	150-F317NBD
120...361 A	200	100...240 V	140G-M5F3-D60	150-F361NBD
160...480 A	250	100...240 V	140G-M5F3-D80	150-F480NBD
208...625 A	355	100...240 V	140G-N5H3-E12	150-F625NBA
260...780 A	450	100...240 V	140G-N5H3-E12	150-F780NBA
323...970 A	560	100...240 V	140G-N5H3-E12	150-F970NBA
416...1250 A	710	100...240 V	140G-R12I3-E20	150-F1250NBA

Note:

- For inside-delta configuration, the motor current is 1.73 times higher.
- Recommended Circuit Breaker under normal conditions, for more info chek SCCR tool
- For 24V AC/DC control voltage, replace NBD with NBR.
Ex. 150-F60NBD → 150-F60NBR (only available for devices up to 480A)

SMC-Flex with Pump Control

Rated voltage 200 to 480VAC

Rated Current	kW (400V AC)	Control Voltage	Circuit Breaker	Catalog Number
1...5 A	2.2	100...240 V	140G-G2C3-C15	150-F5NBDB
5...25 A	11	100...240 V	140G-G2C3-C15	150-F25NBDB
8.6...43 A	22	100...240 V	140G-G2C3-C70	150-F43NBDB
12...60 A	30	100...240 V	140G-G2C3-C90	150-F60NBDB
17...85 A	45	100...240 V	140G-G2E3-D16	150-F85NBDB
27...108 A	55	100...240 V	140G-I2C3-D17	150-F108NBDB
34...135 A	75	100...240 V	140G-I3C3-D22	150-F135NBDB
67...201 A	110	100...240 V	140G-K3F3-D30	150-F201NBDB
84...251 A	132	100...240 V	140G-K3F3-D40	150-F251NBDB
106...317 A	160	100...240 V	140G-M5F3-D60	150-F317NBDB
120...361 A	200	100...240 V	140G-M5F3-D60	150-F361NBDB
160...480 A	250	100...240 V	140G-M5F3-D80	150-F480NBDB
208...625 A	355	100...240 V	140G-N5H3-E12	150-F625NBAB
260...780 A	450	100...240 V	140G-N5H3-E12	150-F780NBAB
323...970 A	560	100...240 V	140G-N5H3-E12	150-F970NBAB
416...1250 A	710	100...240 V	140G-R12I3-E20	150-F1250NBAB

Note:

- For inside-delta configuration, the motor current is 1.73 times higher.
- Recommended Circuit Breaker under normal conditions, for more info check SCCR tool
- For 24V AC/DC control voltage, replace NBDB with NBRB.
Ex. 150-F60NBDB → 150-F60NBRB (only available for devices up to 480A)

Accessories for SMC-Flex

Varistor Protective Modules



Voltage	Current	Catalog Number
480 V	5...85 A	150-F84
480V	90...180 A	150-F84L
600 V	5...85 A	150-F86
600 V	108...1250A	150-F86L

IEC Terminal Covers



Current	Catalog Number
108...135 A	150-TC1
201...251 A	150-TC2
317...480 A	150-TC3

Human Interface Modules



Description	Catalog Number HMI
Hand-Held HIM, IP20, (HIM cable or Bezel Kit required)	20-HIM-A6
Door Mount Bezel Kit for Hand-held HIM with 3m cable	20-HIM-B1
Door Mounted HIM, IP66, with 3m cable	20-HIM-C6S
HIM Interface Cable, 1 m	20-HIM-H10

Communication Modules



Description	Catalog Number
Communication Adapter RS485 DF1	20-COMM-S
Communication Adapter PROFIBUS™ DP	20-COMM-P
Communication Adapter HVAC	20-COMM-H
Communication Adapter ControlNet™ (Fibra)	20-COMM-Q
Communication Adapter ControlNet™ (Coaxial)	20-COMM-C
Communication Adapter DeviceNet™	20-COMM-D
Communication Adapter EtherNet/IP™	20-COMM-E

Spare control modules

Description	Catalog Number
Control Module normal, 480/600 VAC, control 120...240 VAC	41391-454-01-S1FX
Control Module Pump, 480/600 VAC, control 120...240 VAC	41391-454-01-B1FX
Control Module normal, 480/600 VAC, control 24 VAC/DC	41391-454-02-S2FX
Control Module Pump, 480/600 VAC, control 24 VAC/DC	41391-454-02-B2FX

SMC-50: 150-S

UL file n°: E96956

Features:

- Full Solid State Soft Starter or Hybrid Soft Starter (Bypassed)
- Expansion ports for Communication, additional I/Os, Ground Fault and PTC
- Tropicalization (conformal coating)
- Configuration with PC Software, HIM or Parameter Switches
- 17 modes of Starting/Stopping, including
 - Linear Speed Acceleration Mode
 - Torque Control Mode
- Advanced Motor Protection, Monitoring and Diagnostics Functions



Complete Selection Guide: 150-TD009

With internal Bypass. Rated voltage 200 to 480VAC

Rated Current	kW (400V AC)	Control Voltage	Circuit Breaker	Catalog Number
27...108 A	55	100...240 V AC	140G-J6*3-D17	150-S108NBD
34...135 A	75	100...240 V AC	140G-J6*3-D22	150-S135NBD
67...201 A	110	100...240 V AC	140G-K6*3-D30	150-S201NBD
84...251 A	132	100...240 V AC	140G-K6*3-D40	150-S251NBD
106...317 A	160	100...240 V AC	140G-M6*3-D60	150-S317NBD
120...361 A	200	100...240 V AC	140G-M6*3-D60	150-S361NBD
160...480 A	250	100...240 V AC	140G-M6*3-D80	150-S480NBD

Note:

- For inside-delta configuration, the motor current is 1.73 times higher.
- For 24V AC/DC control voltage, replace NBD with NBR. Ex. 150-S201NBD → 150-S201NBR

Without Bypass (Solid State only). Rated voltage 200 to 480VAC

Rated Current	kW (400V AC)	Control Voltage	Circuit Breaker	Catalog Number
30...90 A	17...50	100...240 V AC	140G-J6F3-D15	150-SB1NBD
37...110 A	20...55	100...240 V AC	140G-J6F3-D15	150-SB2NBD
47...140 A	30...75	100...240 V AC	140G-J6F3-D20	150-SB3NBD
60...180 A	37...90	100...240 V AC	140G-J6F3-D25	150-SB4NBD
70...210 A	40...110	100...240 V AC	140G-K6F3-D30	150-SC1NBD
87...260 A	50...132	100...240 V AC	140G-K6F3-D35	150-SC2NBD
107...320 A	63...160	100...240 V AC	140G-K6F3-D40	150-SC3NBD
120...361 A	75...200	100...240 V AC	140G-M6F3-D60	150-SD1NBD
140...420 A	80...220	100...240 V AC	140G-M6F3-D60	150-SD2NBD
174...520A	100...300	100...240 V AC	140G-M6F3-D80	150-SD3NBD

Note:

- For inside-delta configuration, the motor current is 1.73 times higher.
- For 24V AC/DC control voltage, replace NBD with NBR. Ex. 150-S201NBD → 150-S201NBR

Accessories

Optional Modules

Description		Catalog Number
PTC, Ground Fault, and Current Feedback Option Module		150-SM2
Analog I/O Option Module: 2 inputs/2 outputs (volt. or current)		150-SM3
Digital I/O Option Module: 4 inputs 100...240VAC inputs and 3 relay outputs		150-SM4
Parameter Configuration Module		150-SM6
Módulo de protección	I = 90...520 A 480 V	150-F84L
	I = 108...480 A 600 V	150-F86L

Terminal Covers

Description	Use with	Catalog Number
IP2X when used with 250 MCM cable	150-S108...	150-TC1
	150-S135...	
IP2X when used with 250 MCM cable	150-S201...	150-TC2
	150-S251...	
IP2X when used with 250 MCM cable	150-S317...	150-TC3
	150-S361...	
	150-S480...	
IP2X when used with 250 MCM cable	150-SB...	150-STCB
	(90...180 A only)	

Human Interface Modules


Description	Bezel Kit	Catalog Number HMI
Hand Held, IP20, Bezel with 3m cable	20-HIM-B1	20-HIM-A6
Door Mounted HIM, IP66, with 3m cable		20-HIM-C6S

Communication Modules


Description	Catalog Number
Communication Adapter DeviceNet™	20-COMM-D
Communication Adapter Dual-port EtherNet/IP™	20-COMM-ER

Note: For other communication networks: see technical document 150-TD009

AC Drives

PowerFlex 4M: 22F

UL file n°: E59272

Features:

- 0,2 kW...2,2 kW @ 240 V 1-phase
- 0,2 kW...11 kW @ 480 V 3-phase
- V/Hz Control
- Compact housing with in-built EMC filter
- Standard RS485 Port
- Standard LCD HIM
- Zero stacking (no spacing required between drives)



Selection Guide: PFLEX-SG002

200-240 V 50/60 Hz

Typical Motor Rating		Input	Drive Output [A]			Frame	Dimensions	Catalog Number
[kW]	[A]		Cont.	60s	3s		H x W x D [mm]	
0.2	1.3	Single-Phase, with EMC filter, no dynamic brake	1.6	2.4	3.2	A	174x72x136	22F-A1P6N113
0.4	1.9		2.5	3.8	5	A	174x72x136	22F-A2P5N113
0.75	3.3		4.2	6.3	8.4	A	174x72x136	22F-A4P2N113
1.5	6.1		8	12	16	B	174x100x136	22F-A8P0N113
2.2	8.9		11	17	22	B	174x100x136	22F-A011N113
0.2	1.3	Single-Phase, without EMC filter, no dynamic brake	1.6	2.4	3.2	A	174x72x136	22F-A1P6N103
0.4	1.9		2.5	3.8	5	A	174x72x136	22F-A2P5N103
0.75	3.3		4.2	6.3	8.4	A	174x72x136	22F-A4P2N103
1.5	6.1		8	12	16	B	174x100x136	22F-A8P0N103
2.2	8.9		11	17	22	B	174x100x136	22F-A011N103
0.2	1.3	Three-Phase, without EMC filter, no dynamic brake (...114 with dynamic brake)	1.6	2.4	3.2	A	174x72x136	22F-B1P6N103
0.4	1.9		2.5	3.8	5	A	174x72x136	22F-B2P5N103
0.75	3.3		4.2	6.3	8.4	A	174x72x136	22F-B4P2N103
1.5	6.1		8	12	16	A	174x72x136	22F-B8P0N103
2.2	8.9		12	18	24	B	174x100x136	22F-B012N103
3.7	15.3		17.5	26	34	B	174x100x136	22F-B017N103
5.5	21		25	38	50	C	260x130x180	22F-B025N104
7.5	28		33	50	66	C	260x130x180	22F-B033N104

400-480 V 50/60 Hz

Typical Motor Rating		Input	Drive Output [A]			Frame	Dimensions	Catalog Number
			Cont.	60s	3s		H x W x D [mm]	
[kW]	[A]							
0.4	1.1	Three-Phase, with EMC filter, no dynamic brake (...114 with dynamic brake)	1.5	2.1	2.8	A	174x72x136	22F-D1P5N113
0.75	1.9		2.5	3.8	5	A	174x72x136	22F-D2P5N113
1.5	3.5		4.2	6.3	8.4	A	174x72x136	22F-D4P2N113
2.2	5		6	9	12	B	174x100x136	22F-D6P0N113
3.7	8.4		8.7	13	17.4	B	174x100x136	22F-D8P7N113
5.5	11.4		13	20	26	C	260x130x180	22F-D013N114
7.5	15		18	27	36	C	260x130x180	22F-D018N114
11	22		24	36	48	C	260x130x180	22F-D024N114
0.4	1.1	Three-Phase, without EMC filter, no dynamic brake (...114 with dynamic brake)	1.5	2.1	2.8	A	174x72x136	22F-D1P5N103
0.75	1.9		2.5	3.8	5	A	174x72x136	22F-D2P5N103
1.5	3.5		4.2	6.3	8.4	A	174x72x136	22F-D4P2N103
2.2	5		6	9	12	B	174x100x136	22F-D6P0N103
3.7	8.4		8.7	13	17.4	B	174x100x136	22F-D8P7N103
5.5	11.4		13	20	26	C	260x130x180	22F-D013N104
7.5	15		18	27	36	C	260x130x180	22F-D018N104
11	22		24	36	48	C	260x130x180	22F-D024N104

Options for PowerFlex 4M

Description	Catalog Number
<i>External EMC Filter for up to 100 m of Motor Cable</i>	
240 V, 50/60 Hz, Single-Phase, Frame A, 10 A	22F-RF010-AL
240 V, 50/60 Hz, Single-Phase, Frame B, 18 A	22F-RF025-BL
240 V, 50/60 Hz, Three-Phase, Frame A, 9,5 A	22F-RF9P5-AL
240 V, 50/60 Hz, Three-Phase, Frame B, 21 A	22F-RF021-BL
240 V, 50/60 Hz, Three-Phase, Frame C, 39 A	22F-RF039-CL
480 V, 50/60 Hz, Three-Phase, Frame A, 6 A	22F-RF6P0-AL
480 V, 50/60 Hz, Three-Phase, Frame B, 12 A	22F-RF012-BL
480 V, 50/60 Hz, Three-Phase, Frame C, 26 A	22F-RF026-CL
<i>External User Interface Modules</i>	
Panel Mount, IP66, Full Numeric LCD, Cable 2 m	22-HIM-C2S
Hand Held, IP30, Full Numeric LCD, Cable 1 m	22-HIM-A3
Bezel Kit, IP20 for use with 22-HIM-A3	22-HIM-B1
DSI HIM Cable, 1 m	22-HIM-H10
DSI HIM Cable, 2.9 m	22-HIM-H30

PowerFlex 400: 22C

UL file n°: E59272

Features:

- 2,2 kW...250 kW @ 480 V 3-phase
- V/Hz Control
- Optimized for industrial Pump and Fan Application
- Different industrial communication options
- Standard LED HIM
- Zero stacking (no spacing required between drives)



Selection Guide: PFLEX-SG002

Typical Motor Rating		Input	Drive Output [A]		Frame	Dimensions H x W x D [mm]	Catalog Number
[kW]	[A]		Cont.	60s			
2.2	9	200...240 V 50/60 Hz, Three-Phase	12	13.2	C	260x130x180	22C-B012N103
3.7	16		18	19.3	C	260x130x180	22C-B017N103
5.5	21		24	26.4	C	260x130x180	22C-B024N103
7.5	28		33	36.3	C	260x130x180	22C-B033N103
11	40		49	54	D	384x250x205,4	22C-B049A103
15	52		65	71	D	384x250x205,4	22C-B065A103
18.5	61		75	82	D	384x250x205,4	22C-B075A103
22	72		90	99	D	384x250x205,4	22C-B090A103
30	95		120	132	E	589x370x260	22C-B120A103
37	117		145	159	E	589x370x260	22C-B145A103
2.2	5	400...480 V 50/60 Hz, Three-Phase	6	6.6	C	260x130x180	22C-D6P0N103
4	8.4		11	11.5	C	260x130x180	22C-D010N103
5.5	11.4		12	13.2	C	260x130x180	22C-D012N103
7.5	15		17	18.7	C	260x130x180	22C-D017N103
11	22		22	24	C	260x130x180	22C-D022N103
15	29		30	33	C	260x130x180	22C-D030N103
18.5	34		38	42	D	384x250x205,4	22C-D038A103
22	40		46	50	D	384x250x205,4	22C-D045A103
30	53		60	66	D	384x250x205,4	22C-D060A103
37	65		75	79	E	589x370x260	22C-D072A103
45	78		88	96	E	589x370x260	22C-D088A103
55	98		105	115	E	589x370x260	22C-D105A103
75	132		142	156	E	589x370x260	22C-D142A103
90	158		170	187	F	850x425x280	22C-D170A103
110	194		208	228	F	850x425x280	22C-D208A103
132	235		260	286	G	892x425x264	22C-D260A103
160	276	310	341	G	892x425x264	22C-D310A103	
200	345	370	408	H	1364x529x359	22C-D370A103	
250	440	460	506	H	1364x529x359	22C-D460A103	

Options for PowerFlex 400

Description	Catalog Number
<i>IP30 Conversion Board</i>	
Converts IP20 drive to IP30, NEMA/UL Type 1 enclosure. Includes conduit box, mounting screws and plastic top panel.	20-JBAC
Converts IP20 drive to IP30, NEMA/UL Type 1 enclosure. Includes communication option conduit box, mounting screws and plastic top panel.	20-JBCC
<i>External EMC Filter</i>	
180...500V, Three-Phase, 36 A	22-RFD0036
180...500V, Three-Phase, 50 A	22-RFD050
180...500V, Three-Phase, 70 A	22-RFD070
180...500V, Three-Phase, 100 A	22-RFD100
180...500V, Three-Phase, 150 A	22-RFD150
180...500V, Three-Phase, 180 A	22-RFD180
180...500V, Three-Phase, 208 A	22-RFD208
180...500V, Three-Phase, 480 A	22-RFD480
480V, Three-Phase, 18 A, Frame C	22-RF018-CS
480V, Three-Phase, 26 A, Frame C	22-RF026-CS
<i>External User Interface Modules</i>	
Panel Mount, IP66, Full Numeric LCD, Cable 2 m	22-HIM-C2S
Hand Held, IP30, Full Numeric LCD, Cable 1 m	22-HIM-A3
Bezel Kit, IP20 for use with 22-HIM-A3	22-HIM-B1
DSI HIM Cable, 1 m	22-HIM-H10
DSI HIM Cable, 2.9 m	22-HIM-H30
<i>Communication Option</i>	
RJ45 One Port to Two Ports Splitter	AK-U0-RJ45-SC1
RJ45 120 Ohm Terminating Resistors (2 pcs)	AK-U0-RJ45-TR1
Communication Option, RJ45 Dual Position Terminal Block (5 pcs)	AK-U0-RJ45-TB2P
CompactLogix interface DSI	1769-SM2
<i>Communication Modules</i>	
DeviceNet (Add also Communication Adapter Cover for Frame C)	22-COMM-D
ControlNet (Add also Communication Adapter Cover for Frame C)	22-COMM-C
Profibus (Add also Communication Adapter Cover for Frame C)	22-COMM-P
EtherNetIP (Add also Communication Adapter Cover for Frame C)	22-COMM-E
Communication Adapter Cover, Frame C	22C-CCC
<i>Other Option</i>	
Auxiliary relay board	AK-U9-RLB1

PowerFlex 523: 25A

UL file nº: E59272

Features:

- 0,2 kW...2,2 kW @ 240 V 1-phase
- 0,2 kW...15 kW @ 240 V 3-phase
- 0,4 kW...22 kW @ 400...600 V 3-phase
- Standard LCD HIM with multi-lingual Support
- Compact housing with in-built EMC filter and dynamic brake chopper
- Conformal Coating
- Standard USB and RS485 Port
- Economizer Motor Control
- Operating Temperatur up to 50°C (70°C with optional Fan)
- Zero stacking (no spacing required between drives)



Selection Guide: PFLEX-SG002

100-120 V 50/60 Hz

Typical Motor Rating		Input	Drive Output [A] Cont.	Frame	Dimensions H x W x D [mm]	Catalog Number
[kW]	[A]					
0.2	1.6	Single-Phase	1.6	A	152x72x172	25A-V1P6N104
0.4	2.5		2.5	A	152x72x172	25A-V2P5N104
0.75	4.8		4.8	B	180x87x172	25A-V4P8N104
1.1	6		6	B	180x87x172	25A-V6P0N104

220-240 V 50/60 Hz

Typical Motor Rating		Input	Drive Output [A] Cont.	Frame	Dimensions H x W x D [mm]	Catalog Number
[kW]	[A]					
0.2	1.6	Single-Phase, without EMC filter	1.6	A	152x72x172	25A-A1P6N104
0.4	2.5		2.5	A	152x72x172	25A-A2P5N104
0.75	4.8		4.8	A	152x72x172	25A-A4P8N104
1.5	8		8	B	180x87x172	25A-A8P0N104
2.2	11		11	B	180x87x172	25A-A011N104
0.2	1.6	Single-Phase, with EMC filter	1.6	A	152x72x172	25A-A1P6N114
0.4	2.5		2.5	A	152x72x172	25A-A2P5N114
0.75	4.8		4.8	A	152x72x172	25A-A4P8N114
1.5	8		8	B	180x87x172	25A-A8P0N114
2.2	11		11	B	180x87x172	25A-A011N114

Typical Motor Rating		Input	Drive Output [A] Cont.	Frame	Dimensions H x W x D [mm]	Catalog Number
[kW]	[A]					
0.2	1.6	Three-Phase, without EMC filter	1.6	A	152x72x172	25A-B1P6N104
0.4	2.5		2.5	A	152x72x172	25A-B2P5N104
0.75	5		5	A	152x72x172	25A-B4P8N104
1.5	8		8	A	152x72x172	25A-B8P0N104
2.2	11		11	A	152x72x172	25A-B011N104
4	17.5		17.5	B	180x87x172	25A-B017N104
5.5	24		24	C	220x109x184	25A-B024N104
7.5	32.3		32.2	D	260x130x212	25A-B032N104
11	48.3		48.3	E	300x185x279	25A-B048N104
15	62.1		62.1	E	300x185x279	25A-B062N104

380-480 V 50/60 Hz

Typical Motor Rating		Input	Drive Output [A] Cont.	Frame	Dimensions H x W x D [mm]	Catalog Number
[kW]	[A]					
0.4	1.4	Three-Phase, without EMC filter	1.4	A	152x72x172	25A-D1P4N104
0.75	2.3		2.3	A	152x72x172	25A-D2P3N104
1.5	4		4	A	152x72x172	25A-D4P0N104
2.2	6		6	A	152x72x172	25A-D6P0N104
4	10.5		10.5	B	180x87x172	25A-D010N104
5.5	13		13	C	220x109x184	25A-D013N104
7.5	17		17	C	220x109x184	25A-D017N104
11	24		24	D	260x130x212	25A-D024N104
15	30		30	D	260x130x212	25A-D030N104
0.4	1.4		Three-Phase, with EMC filter	1.4	A	152x72x172
0.75	2.3	2.3		A	152x72x172	25A-D2P3N114
1.5	4	4		A	152x72x172	25A-D4P0N114
2.2	6	6		A	152x72x172	25A-D6P0N114
4	10.5	10.5		B	180x87x172	25A-D010N114
5.5	13	13		C	220x109x184	25A-D013N114
7.5	17	17		C	220x109x184	25A-D017N114
11	24	24		D	260x130x212	25A-D024N114
15	30	30		D	260x130x212	25A-D030N114
18.5	37	37		E	300x185x279	25A-D037N114
22	43	43	E	300x185x279	25A-D043N114	

525-600 V 50/60 Hz

Typical Motor Rating		Input	Drive Output [A] Cont.	Frame	Dimensions H x W x D [mm]	Catalog Number
[kW]	[A]					
0.4	0.9	Three-Phase, without EMC filter	0.9	A	152x72x172	25A-E0P9N104
0.75	1.7		1.7	A	152x72x172	25A-E1P7N104
1.5	3		3	A	152x72x172	25A-E3P0N104
2.2	4.2		4.2	A	152x72x172	25A-E4P2N104
4	6.6		6.6	B	180x87x172	25A-E6P6N104
5.5	9.9		9.9	C	220x109x184	25A-E9P9N104
7.5	12		12	C	220x109x184	25A-E012N104
11	19		19	D	260x130x212	25A-E019N104
15	22		22	D	260x130x212	25A-E022N104
18.5	27		27	E	300x185x279	25A-E027N104
22	32	32	E	300x185x279	25A-E032N104	

Accessories are the same for PowerFlex 523 and 525

PowerFlex 525: 25B

UL file n°: E59272

Features:

- 0,2 kW...2,2 kW @ 240 V 1-phase
- 0,2 kW...15 kW @ 240 V 3-phase
- 0,4 kW...22 kW @ 400...600 V 3-phase
- Standard LCD HIM with multi-lingual Support
- Compact housing with in-built EMC filter and dynamic brake chopper
- Conformal Coating
- Standard Safe Torque-Off input, PId/SIL2 Cat.3
- Standard EtherNet/IP, USB and RS485 Port
- Economizer Motor Control
- Operating Temperatur up to 50°C (70°C with optional Fan)
- Zero stacking (no spacing required between drives)



Selection Guide: PFLEX-SG002

100-120 V 50/60 Hz

Typical Motor Rating		Input	Drive Output [A] Cont.	Frame	Dimensions H x W x D [mm]	Catalog Number
[kW]	[A]					
0.4	2.5	Single-Phase	2.5	A	152x72x172	25B-V2P5N104
0.75	4.8		4.8	B	180x87x172	25B-V4P8N104
1.1	6		6	B	180x87x172	25B-V6P0N104

220-240 V 50/60 Hz

Typical Motor Rating		Input	Drive Output [A] Cont.	Frame	Dimensions H x W x D [mm]	Catalog Number
[kW]	[A]					
0.4	2.5	Single-Phase, without EMC filter	2.5	A	152x72x172	25B-A2P5N104
0.75	4.8		4.8	A	152x72x172	25B-A4P8N104
1.5	8		8	B	180x87x172	25B-A8P0N104
2.2	11		11	B	180x87x172	25B-A011N104
0.4	2.5	Single-Phase, with EMC filter	2.5	A	152x72x172	25B-A2P5N114
0.75	4.8		4.8	A	152x72x172	25B-A4P8N114
1.5	8		8	B	180x87x172	25B-A8P0N114
2.2	11		11	B	180x87x172	25B-A011N114

Typical Motor Rating		Input	Drive Output [A] Cont.	Frame	Dimensions	Catalog Number
[kW]	[A]				H x W x D [mm]	
0.4	2.5	Three-Phase, without EMC filter	2.5	A	152x72x172	25B-B2P5N104
0.75	5		5	A	152x72x172	25B-B4P8N104
1.5	8		8	A	152x72x172	25B-B8P0N104
2.2	11		11	A	152x72x172	25B-B011N104
4	17.5		17.5	B	180x87x172	25B-B017N104
5.5	24		24	C	220x109x184	25B-B024N104
7.5	32.2		32.2	D	260x130x212	25B-B032N104
11	48.3		48.3	E	300x185x279	25B-B048N104
15	62.1		62.1	E	300x185x279	25B-B062N104

380-480 V 50/60 Hz

Typical Motor Rating		Input	Drive Output [A] Cont.	Frame	Dimensions	Catalog Number
[kW]	[A]				H x W x D [mm]	
0.4	1.4	Three-Phase, without EMC filter	1.4	A	152x72x172	25B-D1P4N104
0.75	2.3		2.3	A	152x72x172	25B-D2P3N104
1.5	4		4	A	152x72x172	25B-D4P0N104
2.2	6		6	A	152x72x172	25B-D6P0N104
4	10.5		10.5	B	180x87x172	25B-D010N104
5.5	13		13	C	220x109x184	25B-D013N104
7.5	17		17	C	220x109x184	25B-D017N104
11	24		24	D	260x130x212	25B-D024N104
15	30		30	D	260x130x212	25B-D030N104
0.4	1.4		Three-Phase, with EMC filter	1.4	A	152x72x172
0.75	2.3	2.3		A	152x72x172	25B-D2P3N114
1.5	4	4		A	152x72x172	25B-D4P0N114
2.2	6	6		A	152x72x172	25B-D6P0N114
4	10.5	10.5		B	180x87x172	25B-D010N114
5.5	13	13		C	220x109x184	25B-D013N114
7.5	17	17		C	220x109x184	25B-D017N114
11	24	24		D	260x130x212	25B-D024N114
15	30	30		D	260x130x212	25B-D030N114
18	37	37		E	300x185x279	25B-D037N114
22	43	43		E	300x185x279	25B-D043N114

Voltages 500-600 V 50/60 Hz

Typical Motor Rating		Input	Drive Output [A] Cont.	Frame	Dimensions	Catalog Number
[kW]	[A]				H x W x D [mm]	
0.4	0.9	Three-Phase, without EMC filter	0.9	A	152x72x172	25B-E0P9N104
0.75	1.7		1.7	A	152x72x172	25B-E1P7N104
1.5	3		3	A	152x72x172	25B-E3P0N104
2.2	4.2		4.2	A	152x72x172	25B-E4P2N104
4	6.6		6.6	B	180x87x172	25B-E6P6N104
5.5	9.9		9.9	C	220x109x184	25B-E9P9N104
7.5	12		12	C	220x109x184	25B-E012N104
11	19		19	D	260x130x212	25B-E019N104
15	22		22	D	260x130x212	25B-E022N104
18	27		27	E	300x185x279	25B-E027N104
22	32	32	E	300x185x279	25B-E032N104	

Options for PowerFlex 523 and 525

Description	Catalog Number
<i>External User Interface Modules</i>	
Panel Mount, IP66, Full Numeric LCD, Cable 2 m	22-HIM-C2S
Hand Held, IP30, Full Numeric LCD, Cable 1 m	22-HIM-A3
Bezel Kit, IP20 for use with 22-HIM-A3	22-HIM-B1
DSI HIM Cable, 1 m	22-HIM-H10
DSI HIM Cable, 2.9 m	22-HIM-H30
<i>Communication Option</i>	
Communication Module, DeviceNet	25-COMM-D
Communication Module, Profibus™	25-COMM-P
Communication Module, EtherNet/IP, Dual Port	25-COMM-E2P
RJ45 One Port to Two Ports Splitter	AK-U0-RJ45-SC1
RJ45 120 Ohm Terminating Resistors (2 pcs)	AK-U0-RJ45-TR1
Communication Option, RJ45 Dual Position Terminal Block (5 pcs)	AK-U0-RJ45-TB2P
CompactLogix interface DSI	1769-SM2
<i>External EMC Filter for up to 100 m of Motor Cable</i>	
200...240 V, Single-Phase, 11 A, Frame A	25-RF011-AL
200...240 V, Single-Phase, 23 A, Frame B	25-RF023-BL
380...480 V, Three-Phase, 7,5 A, Frame A	25-RF7P5-AL
380...480 V, Three-Phase, 14 A, Frame B	25-RF014-BL
380...480 V, Three-Phase, 18 A, Frame C	25-RF018-CL
380...480 V, Three-Phase, 33 A, Frame D	25-RF033-DL
380...480 V, Three-Phase, 39 A, Frame E	25-RF039-EL
500...600 V, Three-Phase, 8 A, Frame A/B	22-RF8P0-BL
500...600 V, Three-Phase, 14 A, Frame C	22-RF014-CL
500...600 V, Three-Phase, 27 A, Frame D	22-RF027-DL
500...600 V, Three-Phase, 29 A, Frame E	22-RF029-EL
<i>EMC Grounding Plate</i>	
Frame A	25-EMC1-FA
Frame B	25-EMC1-FB
Frame C	25-EMC1-FC
Frame D	25-EMC1-FD
Frame E	25-EMC1-FE

PowerFlex 753: 20F

UL file n°: E59272

Features:

- 0.75...270 kW @ 400V 3-phase (480V 3-phase also available)
- 1...300 Hp @ 600 V 3-phase
- 7,5...250 kW @ 690 V 3-phase
- 3 slots for Option Boards
- Optional multi-lingual LCD HIM with start-up assistance
- Conformal Coating
- Safety option conforming to EN954-1 Cat. 3
- Different industrial communication options

Selection Guide: PFLEX-SG002



400 V 50/60 Hz

Typical Motor Rating		Input	Drive Output [A]			Frame	Dimensions H x W x D [mm]	Catalog Number
[kW]	[A]		Cont.	60 s	3 s			
0.75	2.1	Three-Phase with dynamic brake	2.1	2.3	3.2	1	400x110x211	20F11RC2P1JA0NNNNNN
1.5	3.5		3.5	3.9	5.3	1	400x110x211	20F11RC3P5JA0NNNNNN
2.2	5		5	5.5	7.5	1	400x110x211	20F11RC5P0JA0NNNNNN
4	8.7		8.7	9.6	13.1	1	400x110x211	20F11RC8P7JA0NNNNNN
5.5	11.5		11.5	13	17.3	1	400x110x211	20F11RC011JA0NNNNNN
7.5	15.4		15.4	17	23.1	1	400x110x211	20F11RC015JA0NNNNNN
0.75	2.1	Three-Phase, with EMC filter, with dynamic brake	2.1	3.1	3.7	2	424,2x134,5x212	20F11NC2P1JA0NNNNNN
1.5	3.5		3.5	5.2	6.3	2	424,2x134,5x212	20F11NC3P5JA0NNNNNN
2.2	5		5	7.5	9	2	424,2x134,5x212	20F11NC5P0JA0NNNNNN
4	8.7		8.7	13	15.6	2	424,2x134,5x212	20F11NC8P7JA0NNNNNN
5.5	11.5		11.5	17	20.7	2	424,2x134,5x212	20F11NC011JA0NNNNNN
7.5	15.4		15.4	17	23.1	2	424,2x134,5x212	20F11NC015JA0NNNNNN
11	22		22	24	33	2	424,2x134,5x212	20F11NC022JA0NNNNNN
15	30		30	33	45	3	454x158x212	20F11NC030JA0NNNNNN
18.5	37		37	41	55.5	3	454x158x212	20F11NC037JA0NNNNNN
22	43		43	47	64.5	3	454x158x212	20F11NC043JA0NNNNNN
30	60		60	66	90	4	474x222x212	20F11NC060JA0NNNNNN
37	72		72	79	108	4	474x222x212	20F11NC072JA0NNNNNN
45	85		85	94	128	5	550x270x212	20F11NC085JA0NNNNNN
55	104		104	114	156	5	550x270x212	20F11NC104JA0NNNNNN
75	140		140	154	210	6	665,5x308x346,4	20F1ANC140JA0NNNNNN
90	170	170	187	255	6	665,5x308x346,4	20F1ANC170JA0NNNNNN	

Typical Motor Rating		Input	Drive Output [A]			Frame	Dimensions H x W x D [mm]	Catalog Number
[kW]	[A]		Cont.	60 s	3 s			
110	205		Three-Phase, with EMC filter, no dynamic brake*	205	226			
132	260	260		286	390	6	665,5x308x346,4	20F1ANC260JN0NNNNN
160	302	302		332	453	7	881,5x430x349,6	20F1ANC302JN0NNNNN
200	367	367		404	551	7	881,5x430x349,6	20F1ANC367JN0NNNNN
250	456	456		502	684	7	881,5x430x349,6	20F1ANC456JN0NNNNN
270	477	477		525	716	7	881,5x430x349,6	20F1ANC477JN0NNNNN

Also available with internal brake IGBT (20F1ANC260JN0NNNNN → 20F1ANC260JA0NNNNN)

Accessories are the same for PowerFlex 753 and 755

PowerFlex 755: 20G

UL file n°: E59272

Features:

- 0.75...270 kW @ 400V 3-phase (480V 3-phase also available)
- 1...300 Hp @ 600 V 3-phase
- 7,5...250 kW @ 690 V 3-phase
- 5 Slots for Option Boards
- Optional multi-lingual LCD HIM with start-up assistance
- Conformal Coating
- Safety option conforming to EN954-1 Cat. 3
- Standard EtherNet Communication
- Different industrial communication options



Selection Guide: PFLEX-SG002

400 V 50/60 Hz

Typical Motor Rating		Input	Drive Output [A]			Frame	Dimensions H x W x D [mm]	Catalog Number
[kW]	[A]		Cont.	60 s	3 s			
0.75	2.1	Three-Phase, with dynamic brake	2.1	2.3	3.2	1	400x110x211	20G11RC2P1JA0NNNNN
1.5	3.5		3.5	3.9	5.3	1	400x110x211	20G11RC3P5JA0NNNNN
2.2	5		5	5.5	7.5	1	400x110x211	20G11RC5P0JA0NNNNN
4	8.7		8.7	9.6	13.1	1	400x110x211	20G11RC8P7JA0NNNNN
5.5	11.5		11.5	13	17.3	1	400x110x211	20G11RC011JA0NNNNN
7.5	15.4		15.4	17	23.1	1	400x110x211	20G11RC015JA0NNNNN
0.75	2.1	Three-Phase, with EMC filter with dynamic brake	2.1	3.1	3.7	2	424,2x134,5x212	20G11NC2P1JA0NNNNN
1.5	3.5		3.5	5.2	6.3	2	424,2x134,5x212	20G11NC3P5JA0NNNNN
2.2	5		5	7.5	9	2	424,2x134,5x212	20G11NC5P0JA0NNNNN
4	8.7		8.7	13	15.6	2	424,2x134,5x212	20G11NC8P7JA0NNNNN
5.5	11.5		11.5	17	20.7	2	424,2x134,5x212	20G11NC011JA0NNNNN
7.5	15.4		15.4	17	23.1	2	424,2x134,5x212	20G11NC015JA0NNNNN
11	22	Three-Phase, with EMC filter with dynamic brake	22	24	33	2	424,2x134,5x212	20G11NC022JA0NNNNN
15	30		30	33	45	3	454x158x212	20G11NC030JA0NNNNN
18.5	37		37	41	55.5	3	454x158x212	20G11NC037JA0NNNNN
22	43		43	47	64.5	3	454x158x212	20G11NC043JA0NNNNN
30	60		60	66	90	4	474x222x212	20G11NC060JA0NNNNN
37	72		72	79	108	4	474x222x212	20G11NC072JA0NNNNN
45	85	Three-Phase, with EMC filter with dynamic brake	85	94	128	5	550x270x212	20G11NC085JA0NNNNN
55	104		104	114	156	5	550x270x212	20G11NC104JA0NNNNN
75	140		140	154	210	6	665,5x308x346,4	20G1ANC140JA0NNNNN
90	170	170	187	255	6	665,5x308x346,4	20G1ANC170JA0NNNNN	

Typical Motor Rating		Input	Drive Output [A]			Frame	Dimensions H x W x D [mm]	Catalog Number
[kW]	[A]		Cont.	60 s	3 s			
110	205	Three-Phase, with EMC filter, no dynamic brake *	205	226	308	6	665,5x308x346,4	20G1ANC205JN0NNNNN
132	260		260	286	390	6	665,5x308x346,4	20G1ANC260JN0NNNNN
160	302		302	332	453	7	881,5x430x349,6	20G1ANC302JN0NNNNN
200	367		367	404	551	7	881,5x430x349,6	20G1ANC367JN0NNNNN
250	456		456	502	684	7	881,5x430x349,6	20G1ANC456JN0NNNNN
270	477		477	525	716	7	881,5x430x349,6	20G1ANC477JN0NNNNN

Notes:

Power available up to 1500W.

*Also available with internal brake IGBT (20G1ANC260JN0NNNNN → 20G1ANC260JA0NNNNN)

Options for PowerFlex 753 and 755

Description	Catalog Number
<i>User Interface Modules</i>	
Full Numeric LCD, Enhanced	20-HIM-A6
DPI-Port Cable, 1 m	20-HIM-H10
Full Numeric LCD, Enhanced, IP66, includes 3 m cable	20-HIM-C6S
DPI-Port Cable Extension, 0.30 m	1202-H03
DPI-Port Cable Extension, 1 m	1202-H10
DPI-Port Cable Extension, 3 m	1202-H30
DPI-Port Cable Extension, 9 m	1202-H90
<i>Internal Communication Option</i>	
PowerFlex 750 Series DeviceNet Module	20-750-DNET
PowerFlex 750 Series ControlNet Module	20-750-CNETC
PowerFlex 750 Series Dual-port EtherNet/IP Option Module	20-750-ENETR
PowerFlex 750 Series ProfiBus DPV1 Module	20-750-PBUS
PowerFlex 750 Series Single-port Profinet I/O Option Module	20-750-PNET
PowerFlex 750 Series Dual-port Profinet I/O Option Module	20-750-PNET2P
PowerFlex 750 Series BACnet/IP Module	20-750-BNETIP
Communication Carrier Card for 20-COMM	20-750-20COMM
<i>I/O Option</i>	
24V DC 11-Series I/O Module with 1 Analog In, 1 Analog Out, 3 Digital In and 2 Relay Outputs	20-750-1132C-2R
24V DC 11-Series I/O Module with 1 Analog In, 1 Analog Out, 3 Digital In, 1 Relay and 2 Transistor Outputs	20-750-1133C-1R2T
115V AC 11-Series I/O Module with 1 Analog In, 1 Analog Out, 3 Digital In and 2 Relay Outputs	20-750-1132D-2R
24V DC 22-Series I/O Module with 2 Analog In, 2 Analog Out, 6 Digital In and 2 Relay Outputs	20-750-2262C-2R
24V DC 22-Series I/O Module with 2 Analog In, 2 Analog Out, 6 Digital In, 3 Digital Out, 1 Relay and 2 Transistor Outputs	20-750-2262D-2R
115V AC 22-Series I/O Module with 2 Analog In, 2 Analog Out, 6 Digital In and 2 Relay Outputs	20-750-2262C-1R2T
PF750 Series, 24V Aux Power Supply	20-750-APS
<i>Encoder Option</i>	
PF750 Series, Incremental Encoder	20-750-ENC-1
PF750 Series, Dual Incremental Encoder	20-750-DENC-1

<i>Safety Option</i>	
PF750 Series, Safe Torque Off	20-750-S
PF750 Series, Safe Speed Monitor	20-750-S1
PF755, Networked Safe Torque Off	20-750-S3
PF755, Networked Integrated Safety Functions	20-750-S4
<i>Internal Brake Resistors</i>	
PF750 Series, Internal Brake Resistor, 480V, Frame 2	20-750-DB1-D2
<i>Protection Option</i>	
PF750 Series, EMC Plate with Core, Frame 1	20-750-EMC1-F1
PF750 Series, EMC Plate with Core, Frame 2	20-750-EMC1-F2
PF750 Series, EMC Plate with Core, Frame 3	20-750-EMC1-F3
PF750 Series, EMC Plate with Cores, Frame 4	20-750-EMC1-F4
PF750 Series, EMC Plate with Cores, Frame 5	20-750-EMC1-F5
PF750 Series, IP21/NEMA 1 Kit, Frame 1	20-750-NEMA1-F1
PF750 Series, IP21/NEMA 1 Kit, Frame 2	20-750-NEMA1-F2
PF750 Series, IP21/NEMA 1 Kit, Frame 3	20-750-NEMA1-F3
PF750 Series, IP21/NEMA 1 Kit, Frame 4	20-750-NEMA1-F4
PF750 Series, IP21/NEMA 1 Kit, Frame 5	20-750-NEMA1-F5
PF750 Series, IP21/NEMA 1 Kit, Frame 6	20-750-NEMA1-F6
PF750 Series, IP21/NEMA 1 Kit, Frame 7	20-750-NEMA1-F7

Relays and Timers

The Allen-Bradley range covers all possible requirements for timing and switching of control circuits. The plug-in relays and the industrial control relays offer different solutions for switching all types of loads.

Electromechanical and solid-state contact options are available

Selection Guide: 700-TD552

Miniature Control Relays 700-K

UL file nº: E14840

The 700-K IEC Control Relays are compact sized industrial relays capable of switching low-energy signals in the demanding environment of industrial applications. They share their accessories with the mini-contactor family 100-K.

- IP2X Finger Protection
- Bifurcated contacts for low-level signals
- Optional integrated coil protection diode



Contacts	Control Voltage	Diode	Catalog Number
2NO-2NC	24VAC	No	700-K22Z-KJ
3NO-1NC	24VAC	No	700-K31Z-KJ
4NO	24VAC	No	700-K40E-KJ
2NO-2NC	110VAC	No	700-K22Z-D
3NO-1NC	110VAC	No	700-K31Z-D
4NO	110VAC	No	700-K40E-D
2NO-2NC	230VAC	No	700-K22Z-KF
3NO-1NC	230VAC	No	700-K31Z-KF
4NO	230VAC	No	700-K40E-KF
2NO-2NC	400VAC	No	700-K22Z-KN
3NO-1NC	400VAC	No	700-K31Z-KN
4NO	400VAC	No	700-K40E-KN
2NO-2NC	24VDC	Yes	700-K22Z-DJ
3NO-1NC	24VDC	Yes	700-K31Z-DJ
4NO	24VDC	Yes	700-K40E-DJ

Note: Other control voltages available. For further information see Selection Guide

Accessories for Miniature Control Relays 700-K



Contacts	Catalog Number
2NO	100-KFA20E
2NC	100-KFA02E
1NO-1NC	100-KFA11E
4NO	100-KFA40E
3NO-1NC	100-KFA31Z
2NO-2NC	100-KFA22Z

Surge Suppressors



Type	Voltage	Catalog Number
RC	24...48VAC	100-KFSC50
RC	110...280VAC	100-KFSC280
RC	380...480VAC	100-KFSC480
Varistor	12...55V AC/DC	100-KFSV55
Varistor	56...136V AC/DC	100-KFSV136
Varistor	137...277V AC/DC	100-KFSV277
Diode	12...250V CC	100KFSD250

Control Relays 700-CF

UL file nº: E14840

The 700-CF IEC Control Relays are industrial relays capable of switching low-energy signals in the demanding environment of industrial applications. They share their accessories with the contactor family 100-C.

- Mechanically linked contact performance per IEC 60947-5-1
- Gold plated, bifurcated version for low level switching applications
- Solid-state and pneumatic timing modules



Contacts	Control Voltage	Diode	Catalog Number
2NO-2NC	24VAC	No	700-CF220KJ
3NO-1NC	24VAC	No	700-CF310KJ
4NO	24VAC	No	700-CF400KJ
2NO-2NC	110VAC	No	700-CF220KD
3NO-1NC	110VAC	No	700-CF310KD
4NO	110VAC	No	700-CF400KD

Contacts	Control Voltage	Diode	Catalog Number
2NO-2NC	230VAC	No	700-CF220KF
3NO-1NC	230VAC	No	700-CF310KF
4NO	230VAC	No	700-CF400KF
2NO-2NC	400VAC	No	700-CF220KN
3NO-1NC	400VAC	No	700-CF310KN
4NO	400VAC	No	700-CF400KN
2NO-2NC	24VDC	Yes	700-CF220EJ
3NO-1NC	24VDC	Yes	700-CF310EJ
4NO	24VDC	Yes	700-CF400EJ

Accessories

Auxiliary Contacts



Contacts	Catalog Number
2NC	100-FA02
1NO-1NC	100-FA11
2NO	100-FA20
2NO-2NC	100-FA22
3NO-1NC	100-FA31
4NO	100-FA40
2NO (1LM)-2NC (1LB)	100-FAL22

Timing Modules

Voltage	Function	Type	Range	Catalog Number
VAC	ON-Delay	Pneumatic	0,3 - 30 s	100-FPTA30
VAC		Pneumatic	1.8 - 180 s	100-FPTA180
VAC	OFF-Delay	Pneumatic	0,3 - 30 s	100-FPTB30
VAC		Pneumatic	1.8 - 180 s	100-FPTB180
110...240VAC	ON-Delay	Electronic	1 - 30 s	100-ETA30
110...240VAC		Electronic	10 - 180 s	100-ETA180
110...240VAC	Wye/Delta	Electronic	1 - 30 s	100-ETY30

Mechanical latch



Voltage	Contacts	Catalog Number
24V 50/60Hz	1NO-1NC	100-FL11KJ
110V 50/60Hz	1NO-1NC	100-FL11KD
230V 50/60Hz	1NO-1NC	100-FL11KF
400V 50/60Hz	1NO-1NC	100-FL11KN

Interface module



Input Voltage	Output voltage	Catalog Number
18...30VDC	110...240VAC	100-JEM

Surge suppressors



Type	Voltage	Catalog Number
RC	24...48VAC	100-FSC48
RC	110...280VAC	100-FSC280
RC	380...480VAC	100-FSC480
Varistor	12...55VAC/DC	100-FSV55
Varistor	56...136VAC/DC	100-FSV136
Varistor	137...277VAC/DC	100-FSV277
Diode	12...250VDC	100-FSD250

IEC Safety Control Relays 700S-CF



Contact	Control Voltage	Diode	Catalog Number
4NO-4NC	24VAC	No	700S-CF440KJBC
5NO-3NC	24VAC	No	700S-CF530KJBC
6NO-2NC	24VAC	No	700S-CF620KJBC
4NO-4NC	110VAC	No	700S-CF440KDBC
5NO-3NC	110VAC	No	700S-CF530KDBC
6NO-2NC	110VAC	No	700S-CF620KDBC
4NO-4NC	230VAC	No	700S-CF440KFBC

5NO-3NC	230VAC	No	700S-CF530KFBC
6NO-2NC	230VAC	No	700S-CF620KFBC
4NO-4NC	24VDC	Si	700S-CF440EJBC
5NO-3NC	24VDC	Si	700S-CF530EJBC
6NO-2NC	24VDC	Si	700S-CF620EJBC


Notas:

- All 700S-CF..BC safety relays have standard contacts in the main device and bifurcated contacts in the front mounted auxiliary contact block.
- For all contacts being gold-plated, change the catalog number 700S-CF...BC in 700S-CFB...C.

Terminal Block Relays 700-HL

700-HL Terminal Block Relays work in a variety of high-density isolation and interposing applications. The thin per-pole interface (6.2 mm wide) and quick connections help reduce installation costs.

- Terminal Block Style (1-pole: 6.2 mm wide)
- 6 A (1-pole) or 10 A (2-pole) contact rating
- SPDT or DPDT
- Screw or spring-clamp terminals
- Silver or gold contacts
- LED, reverse polarity and surge protection
- Replaceable relay modules



700-HL (1 NO-NC)



700-HL (2 NO-NC)

Terminal Block Relays 1 NO-NC

UL file nº: E3125

Relays type	Contacts	Amp Rating	Voltage	Width	Catalog Number
Electromechanic	1NONC	6A	24VAC/DC	6.2mm	700-HLT1U24
Electromechanic	1NONC	6A	110VAC/DC	6.2mm	700-HLT1U1
Electromechanic	1NONC	6A	240VAC/DC	6.2mm	700-HLT1U2
Electromechanic	1NONC	6A	24VDC	6.2mm	700-HLT1Z24
Solid State	1 NO	2A	24VDC	6.2mm	700-HLS1Z24

Accessories - 1 NONC

UL file nº: E96409

Description	Color	Packaging Qty	Catalog Number
Relay Socket 20 ways	Red	1	700-TBJ20R
Relay Socket 20 ways	Grey	1	700-TBJ20G
Relay Socket 20 ways	Blue	1	700-TBJ20B
End barrier	Black	10	700-HN177

Terminal Block Relays - 2 NONC

UL file nº: E3125

Relays type	Contact	Amp Rating	Voltage	Width	Catalog Number
Electromechanic	2 NONC	10A	24VAC/DC	14mm	700-HLT12U24
Electromechanic	2 NONC	10A	110VAC/DC	14mm	700-HLT12U1
Electromechanic	2 NONC	10A	240VAC/DC	14mm	700-HLT12U2
Electromechanic	2 NONC	10A	24VDC	14mm	700-HLT12Z24

Accessories - 2 NONC

UL file nº: E96409

Description	Color	Packaging Qty	Catalog Number
Relay socket 8 ways	Red	1	700-TBJ08R
Relay socket 8 ways	Grey	1	700-TBJ08G
Relay socket 8 ways	Blue	1	700-TBJ08B
End barrier	Black	10	700-HN177

Slim Line Relays – Blade Style 700-HK

Relays - UL file n°: E3125
 Socket - UL file n°: E96409

- 8 A (2-pole) or 16 A (1-pole) contact ratings
- ON/OFF flag indicator
- LED, push-to-test and manual override options
- Standard or gold-plated AgNi contacts
- Screw or push-in socket terminals

Slim line Relays - Blade Style 1 NONC



Description	Contacts - Amp Rating	Control Voltage	Catalog Number
Electromechanic	1NONC - 16A	24VAC	700-HK36A24
Electromechanic	1NONC - 16A	110VAC	700-HK36A1
Electromechanic	1NONC - 16A	240VAC	700-HK36A2
Electromechanic	1NONC - 16A	24VDC	700-HK36Z24
Standard socket			700-HN121
Socket for use with timing module			700-HN221

Slim line Relays - Blade Style 2 NANC



Description	Contacts - Amp Rating	Control Voltage	Catalog Number
Electromechanic	2NONC - 8A	24VAC	700-HK32A24
Electromechanic	2NONC - 8A	110VAC	700-HK32A1
Electromechanic	2NONC - 8A	240VAC	700-HK32A2
Electromechanic	2NONC - 8A	24VDC	700-HK32Z24
Standard socket			700-HN122
Socket for use with plug-in modules			700-HN222

Options

LED indicator Add the suffix (-4) to the relay's Catalog Number. Except for 240 VAC control (-4L).
 Example: 700-HK32A24-4 700-HK32A2-4L

LED indicator with Test button: Add the suffix (-3-4) to the relay's Catalog Number. Except for 240V AC control (-3-4L)

Example: 700-HK32A24-3-4 700-HK32A2-3-4L

Gold contacts: Replace the "3" suffix with an "X"

Example: 700-HKX2A1-3-4 700-HKX2A2-3-4L

Plug-in Safety Relays 700-HPS

Relays - UL file nº: E3125
 Socket - UL file nº: E96409

- Meets EN 50205 (Type B) requirements
- Provides quick safety circuit identification with red cover
- Contact material options: silver nickel (AgNi) and silver nickel with gold plating (AgNi+Au)



Description	Contacts - Amp Rating	Control Voltage	Catalog Number
Safety Relays	2NONC - 8A	24VDC	700-HPS2Z24
Socket standard			700-HN123

Plug-in Relay – Miniature Ice Cube 700-HC

Relays - UL file nº: E14843
 Socket - UL file nº: E96409

- 7 or 10 A contact ratings
- LED, push-to-test with manual override options
- Optional bifurcated gold-plated contacts available for low energy switching

Plug-in Relay 4 NONC



Description	Contacts - Amp Rating	Control Voltage	Catalog Number
Electromechanic	4 NONC - 7A	24VAC	700-HC24A24
Electromechanic	4 NONC - 7A	110VAC	700-HC24A1
Electromechanic	4 NONC - 7A	240VAC	700-HC24A2
Electromechanic	4 NONC - 7A	24VDC	700-HC24Z24
Socket standard			700-HN104

Options

LED Indicator Add the suffix (-4) to the relay's Catalog Number. Except for 240VAC control (-4L).
 Example: 700-HC24A24-4 700-HC24A2-4L

LED indicator with Test button: Add the suffix (-3-4) to the relay's Catalog Number. Except for 240VAC control (-3-4L)

Example: 700-HC24A24-3-4 700-HC24A2-3-4L

Plug-in Relays – Cube Base 700-HA

Relays - UL file n°: E3125

Socket - UL file n°: E96409

- 10 A contact rating
- LED, push-to-test with manual override options
- Optional bifurcated gold-plated contacts available for low energy switching

Plug-in Relays 2NONC, 8 pin



Description	Contacts - Amp Rating	Control Voltage	Catalog Number
Electromechanic	2 NONC - 10A	24VAC	700-HA32A24
Electromechanic	2 NONC - 10A	120VAC	700-HA32A1
Electromechanic	2 NONC - 10A	240VAC	700-HA32A2
Electromechanic	2 NONC - 10A	24VDC	700-HA32Z24
Socket standard			700-HN100
Socket for use with plug-in modules			700-HN204

Plug-in Relays 3NONC, 11 pin



Description	Contacts - Amp Rating	Control Voltage	Catalog Number
Electromechanic	3 NONC - 10A	24VAC	700-HA33A24
Electromechanic	3 NONC - 10A	120VAC	700-HA33A1
Electromechanic	3 NONC - 10A	240VAC	700-HA33A2
Electromechanic	3 NONC - 10A	24VDC	700-HA33Z24
Socket standard			700-HN101
Socket for use with plug-in modules			700-HN205

Options for 700-HA

LED indicator: Add the suffix (-4) to the relay's Catalog Number. Except for 240 V AC control (-4L).

Example: 700-HA32A24-4

700-HA32A2-4L

LED indicator with Test button: Add the suffix (-3-4) to the relay's Catalog Number. Except for 240VAC control (-3-4L)

Example: 700-HA32A24-3-4

700-HA32A2-3-4L

Accessories for 700-HA

UL file nº: E96409

Timing module, multifunction, multivoltage

Function	Time Range	Control Voltage	For use with	Catalog Number
8	0,5s - 1000h	12...240 VAC/DC	700HN204/5	700-HT3

Surge suppressors

Type	Control Voltage	For use with	Catalog Number
RC	6...24 VAC/DC	700-HN204/5	700-AR1
RC	110...240 VAC/DC	700-HN204/5	700-AR2
Diode	6...220 VAC/DC	700-HN204/5	700-ADR

Timing Relays 700-F

UL file nº: E14840

Economy Timing Relays 700-FE

- Width 17,5mm
- 6 functions and timing available - adjustable
- Available with 1 NO or 1 NONC
- Time adjustable from 0,05s to 10h



Time range	Operation type	Control Voltage	Contacts	Amp Rating	Catalog Number
0.05s...10h	ON Delay	24...240 VAC	1 NONC	5A	700-FEA3TU23
0.05s...10h	OFF Delay	24...240VAC	1 NONC	5A	700-FEB3TU23
0.05s...10h	Multifunction	24...240VAC	1 NONC	5A	700-FEM3TU23
0.15s...10m	Wye/Delta	24...240VAC	2 NO	5A	700-FEY2QU23

High Performance Timing Relays 700-FS

- Width 22,5mm
- 8 functions and timing available - adjustable
- Available with 1 NONC o 2 NONC
- Time adjustable from 0,05s to 60h



Time range	Operation type	Control Voltage	Contacts	Amp Rating	Catalog Number
0.05s...60h	ON Delay	24...240VAC	1 NONC	8A	700-FSA3UU23
0.05s...60h	OFF Delay	24...240VAC	1 NONC	8A	700-FSB3UU23
0.05s...60h	ON Delay	24...240VAC	2 NONC	8A	700-FSA4UU23
0.05s...60h	OFF Delay	24...240VAC	2 NONC	8A	700-FSB4UU23
0.05s...60h	Multifunction	24...240VAC	1 NONC	8A	700-FSM3UU23
0.05s...60h	Multifunction	24...240VAC	2 NONC	8A	700-FSM4UU23

Multi-Function Timing Relay Function and Time Range Settings - 700-FS Relays

Description		SPDT		DPDT	
<p>Multi-function timing relays 700-FSM3U includes 10 setting functions:</p> <p>(A) On-Delay</p> <p>(B) Off-Delay</p> <p>(C) On- and Off-Delay</p> <p>(D) One shot</p> <p>(E) Fleeting Off-Delay</p> <p>(F) Flasher (repeat cycle starts with pulse)</p> <p>(I) On-Delay pulse generator</p> <p>(L) Pulse converter</p> <p>(On) ON-Function⁽¹⁾</p> <p>(Off) OFF-Function⁽¹⁾</p> <p>Note: Switch is on DPDT relays only. When switch is down, one contact is instantaneous and one is timed. When switch is up, both contacts are timed.</p>	Multi-Time Setting Range 0.05 s...60 h				
			(1 s) 0.05...1 s (3 s) 0.15...3 s (10 s) 0.5...10 s (1 min) 0.05...1 min (3 min) 0.15...3 min (10 min) 0.5...10 min (1 hr) 0.05...1 hr (3 hr) 0.15...3 hr (10 hr) 0.5...10 hr (60 hr) 3...60 hr		

(1) For installation and maintenance.

Miniature Circuit Breakers

Miniature Circuit Breakers 1492-SPM

UL file nº: E65138

Features

Supplemental protection for North America UL 1077 / IEC-EN60947-2

- Current limiting
- Installation of up to six accessories per circuit breaker
- Reversible line and load connections
- Trip curves: B, C, and D



Selction Guide: 1492-SG122

Trip Curve Type C, 5..10 xIn



Rated Current	Nº Poles	Trip Curve	Catalog Number
0,5A	1	C	1492-SPM1C005
1A	1	C	1492-SPM1C010
2A	1	C	1492-SPM1C020
4A	1	C	1492-SPM1C040
6A	1	C	1492-SPM1C060
10A	1	C	1492-SPM1C100
16A	1	C	1492-SPM1C160
20A	1	C	1492-SPM1C200
25A	1	C	1492-SPM1C250
32A	1	C	1492-SPM1C320
40A	1	C	1492-SPM1C400
50A	1	C	1492-SPM1C500
63A	1	C	1492-SPM1C630



Rated Current	Nº Poles	Trip Curve	Catalog Number
0,5A	1+N	C	1492-SPM1C005-N
1A	1+N	C	1492-SPM1C010-N
2A	1+N	C	1492-SPM1C020-N
4A	1+N	C	1492-SPM1C040-N
6A	1+N	C	1492-SPM1C060-N
10A	1+N	C	1492-SPM1C100-N
16A	1+N	C	1492-SPM1C160-N
20A	1+N	C	1492-SPM1C200-N

Rated Current	Nº Poles	Trip Curve	Catalog Numbers
25A	1+N	C	1492-SPM1C250-N
32A	1+N	C	1492-SPM1C320-N
40A	1+N	C	1492-SPM1C400-N
50A	1+N	C	1492-SPM1C500-N
63A	1+N	C	1492-SPM1C630-N



Rated Current	Nº Poles	Trip Curve	Catalog Number
0,5A	2	C	1492-SPM2C005
1A	2	C	1492-SPM2C010
2A	2	C	1492-SPM2C020
4A	2	C	1492-SPM2C040
6A	2	C	1492-SPM2C060
10A	2	C	1492-SPM2C100
16A	2	C	1492-SPM2C160
20A	2	C	1492-SPM2C200
25A	2	C	1492-SPM2C250
32A	2	C	1492-SPM2C320
40A	2	C	1492-SPM2C400
50A	2	C	1492-SPM2C500
63A	2	C	1492-SPM2C630



Rated Current	Nº Poles	Trip Curve	Catalog Number
0,5A	3	C	1492-SPM3C005
1A	3	C	1492-SPM3C010
2A	3	C	1492-SPM3C020
4A	3	C	1492-SPM3C040
6A	3	C	1492-SPM3C060
10A	3	C	1492-SPM3C100
16A	3	C	1492-SPM3C160
20A	3	C	1492-SPM3C200
25A	3	C	1492-SPM3C250
32A	3	C	1492-SPM3C320
40A	3	C	1492-SPM3C400
50A	3	C	1492-SPM3C500
63A	3	C	1492-SPM3C630



Rated Current	Nº Poles	Trip Curve	Catalog Number
0,5A	3+N	C	1492-SPM3C005-N
1A	3+N	C	1492-SPM3C010-N
2A	3+N	C	1492-SPM3C020-N
4A	3+N	C	1492-SPM3C040-N
6A	3+N	C	1492-SPM3C060-N
10A	3+N	C	1492-SPM3C100-N
16A	3+N	C	1492-SPM3C160-N
20A	3+N	C	1492-SPM3C200-N
25A	3+N	C	1492-SPM3C250-N
32A	3+N	C	1492-SPM3C320-N
40A	3+N	C	1492-SPM3C400-N
50A	3+N	C	1492-SPM3C500-N
63A	3+N	C	1492-SPM3C630-N

Trip Curve Type D, 10...20 xIn



Rated Current	Nº Poles	Trip Curve	Catalog Number
0,5A	1	D	1492-SPM1D005
1A	1	D	1492-SPM1D010
2A	1	D	1492-SPM1D020
4A	1	D	1492-SPM1D040
6A	1	D	1492-SPM1D060
10A	1	D	1492-SPM1D100
16A	1	D	1492-SPM1D160
20A	1	D	1492-SPM1D200
25A	1	D	1492-SPM1D250
32A	1	D	1492-SPM1D320
40A	1	D	1492-SPM1D400
50A	1	D	1492-SPM1D500
63A	1	D	1492-SPM1D630



Rated Current	Nº Poles	Trip Curve	Catalog Number
0,5A	1+N	D	1492-SPM1D005-N
1A	1+N	D	1492-SPM1D010-N
2A	1+N	D	1492-SPM1D020-N
4A	1+N	D	1492-SPM1D040-N
6A	1+N	D	1492-SPM1D060-N
10A	1+N	D	1492-SPM1D100-N
16A	1+N	D	1492-SPM1D160-N
20A	1+N	D	1492-SPM1D200-N
25A	1+N	D	1492-SPM1D250-N
32A	1+N	D	1492-SPM1D320-N
40A	1+N	D	1492-SPM1D400-N
50A	1+N	D	1492-SPM1D500-N
63A	1+N	D	1492-SPM1D630-N



Rated Current	Nº Poles	Trip Curve	Catalog Number
0,5A	2	D	1492-SPM2D005
1A	2	D	1492-SPM2D010
2A	2	D	1492-SPM2D020
4A	2	D	1492-SPM2D040
6A	2	D	1492-SPM2D060
10A	2	D	1492-SPM2D100
16A	2	D	1492-SPM2D160
20A	2	D	1492-SPM2D200
25A	2	D	1492-SPM2D250
32A	2	D	1492-SPM2D320
40A	2	D	1492-SPM2D400
50A	2	D	1492-SPM2D500
63A	2	D	1492-SPM2D630



Rated Current	Nº Poles	Trip Curve	Catalog Number
0,5A	3	D	1492-SPM3D005
1A	3	D	1492-SPM3D010
2A	3	D	1492-SPM3D020
4A	3	D	1492-SPM3D040
6A	3	D	1492-SPM3D060
10A	3	D	1492-SPM3D100
16A	3	D	1492-SPM3D160
20A	3	D	1492-SPM3D200
25A	3	D	1492-SPM3D250
32A	3	D	1492-SPM3D320
40A	3	D	1492-SPM3D400
50A	3	D	1492-SPM3D500
63A	3	D	1492-SPM3D630



Rated Current	Nº Poles	Trip Curve	Catalog Number
0,5A	3+N	D	1492-SPM3D005-N
1A	3+N	D	1492-SPM3D010-N
2A	3+N	D	1492-SPM3D020-N
4A	3+N	D	1492-SPM3D040-N
6A	3+N	D	1492-SPM3D060-N
10A	3+N	D	1492-SPM3D100-N
16A	3+N	D	1492-SPM3D160-N
20A	3+N	D	1492-SPM3D200-N
25A	3+N	D	1492-SPM3D250-N
32A	3+N	D	1492-SPM3D320-N
40A	3+N	D	1492-SPM3D400-N
50A	3+N	D	1492-SPM3D500-N
63A	3+N	D	1492-SPM3D630-N

Accessories for 1492-SPM



Description	Mounting	Catalog Number	
Shunt trip	110..415VAC/110..250VDC	189-AST1	
	12..60V AC/DC	189-AST2	
Auxiliary Contacts	1 NONC Auxiliary/Alarm	Right	189-ASCR3
	1 NONC Auxiliary	Right	189-AR3
	1 NO / 1 NC Auxiliary	Right	189-AR11
	2 NC Auxiliary	Right	189-AR02
	2 NO Auxiliary	Right	189-AR20
	1 NO / 1 NC Auxiliary	Left	189-AL11
	2 NC Auxiliary	Left	189-AL02
	2 NO Auxiliar	Left	189-AL20
	1 NC Auxiliary	Front	189-AB01
	1 NO Auxiliary	Front	189-AB10

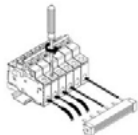


Lockout Attachment



Description	Catalog Number
For Use with 1 pole	189-ALOA1
For Use with multiple poles	189-ALOA2

Busbars



Description	Poles	Length (m)	Amp Rating	Catalog Number
W/o Auxiliary contact	1	1	80	1492-A1B8
W/o Auxiliary contact	1	1	100	1492-A1B1
With Auxiliary contact	1	1	80	1492-A1B8H
With Auxiliary contact	1	1	100	1492-A1B1H
W/o Auxiliary contact	2	1	80	1492-A2B8
W/o Auxiliary contact	2	1	100	1492-A2B1
With Auxiliary contact	2	1	80	1492-A2B8H
With Auxiliary contact	2	1	100	1492-A2B1H

Description	Poles	Length (m)	Amp Rating	Catalog Number
W/o Auxiliary contact	3	1	80	1492-A3B8
W/o Auxiliary contact	3	1	100	1492-A3B1
With Auxiliary contact	3	1	80	1492-A3B8H
With Auxiliary contact	3	1	100	1492-A3B1H

Busbar accessories

Description	Catalog Number
End cap for use with one phase busbar	1492-A1E
End cap for use with 2 and 3 phase busbar	1492-AME
Protective shroud for non used pin	1492-AAP
Terminal power feed, 35mm ² for 1 phase	1492-AAT1S
Terminal power feed, 35mm ² for 2 and 3 phase	1492-AAT1LP
Terminal power feed, 50mm ²	1492-AAT2

IEC Miniature Circuit Breakers 188-K/-J (Regional)

Features:

- According to IEC Standards (EN60898-1), CCC and CE Marked
- Up to 63A
- Available in: 1, 1+N, 2, 3, 3+N, 4 pole
- 188-K: 6 kA
- 188-J: 10 kA
- Trip Curves: B, C and D



188-K

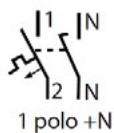
Trip Curve Type C, 5..10 xIn



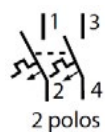
Rated Current	Nº Poles	Trip Curve	Catalog Number
0,5A	1	C	188-K1C005
1A	1	C	188-K1C010
2A	1	C	188-K1C020
3A	1	C	188-K1C030
4A	1	C	188-K1C040
6A	1	C	188-K1C060
8A	1	C	188-K1C080
10A	1	C	188-K1C100
13A	1	C	188-K1C130
16A	1	C	188-K1C160
20A	1	C	188-K1C200
25A	1	C	188-K1C250
32A	1	C	188-K1C320
40A	1	C	188-K1C400
50A	1	C	188-K1C500
63A	1	C	188-K1C630



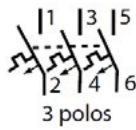
Rated Current	Nº Poles	Trip Curve	Catalog Number
0,5A	1 + N	C	188-K1C005-N
1A	1 + N	C	188-K1C010-N
2A	1 + N	C	188-K1C020-N
3A	1 + N	C	188-K1C030-N
4A	1 + N	C	188-K1C040-N
6A	1 + N	C	188-K1C060-N



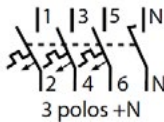
Rated Current	Nº Poles	Trip Curve	Catalog Number
8A	1 + N	C	188-K1C080-N
10A	1 + N	C	188-K1C100-N
13A	1 + N	C	188-K1C130-N
16A	1 + N	C	188-K1C160-N
20A	1 + N	C	188-K1C200-N
25A	1 + N	C	188-K1C250-N
32A	1 + N	C	188-K1C320-N
40A	1 + N	C	188-K1C400-N
50A	1 + N	C	188-K1C500-N
63A	1 + N	C	188-K1C630-N



Rated Current	Nº Poles	Trip Curve	Catalog Number
0,5A	2	C	188-K2C005
1A	2	C	188-K2C010
2A	2	C	188-K2C020
3A	2	C	188-K2C030
4A	2	C	188-K2C040
6A	2	C	188-K2C060
8A	2	C	188-K2C080
10A	2	C	188-K2C100
13A	2	C	188-K2C130
16A	2	C	188-K2C160
20A	2	C	188-K2C200
25A	2	C	188-K2C250
32A	2	C	188-K2C320
40A	2	C	188-K2C400
50A	2	C	188-K2C500
63A	2	C	188-K2C630



Rated Current	Nº Poles	Trip Curve	Catalog Number
0,5A	3	C	188-K3C005
1A	3	C	188-K3C010
2A	3	C	188-K3C020
3A	3	C	188-K3C030
4A	3	C	188-K3C040
6A	3	C	188-K3C060
8A	3	C	188-K3C080
10A	3	C	188-K3C100
13A	3	C	188-K3C130
16A	3	C	188-K3C160
20A	3	C	188-K3C200
25A	3	C	188-K3C250
32A	3	C	188-K3C320
40A	3	C	188-K3C400
50A	3	C	188-K3C500
63A	3	C	188-K3C630

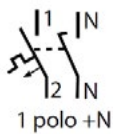


Rated Current	Nº Poles	Trip Curve	Catalog Number
0,5A	3 + N	C	188-K3C005-N
1A	3 + N	C	188-K3C010-N
2A	3 + N	C	188-K3C020-N
3A	3 + N	C	188-K3C030-N
4A	3 + N	C	188-K3C040-N
6A	3 + N	C	188-K3C060-N
8A	3 + N	C	188-K3C080-N
10A	3 + N	C	188-K3C100-N
13A	3 + N	C	188-K3C130-N
16A	3 + N	C	188-K3C160-N
20A	3 + N	C	188-K3C200-N
25A	3 + N	C	188-K3C250-N
32A	3 + N	C	188-K3C320-N
40A	3 + N	C	188-K3C400-N
50A	3 + N	C	188-K3C500-N
63A	3 + N	C	188-K3C630-N

For Trip Curve Type B and D replace 'C' with the corresponding letter

188-J
Trip Curve Type C, 5..10 In

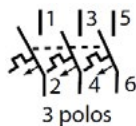

Rated Current	Nº Poles	Trip Curve	Catalog Number
0,5A	1	C	188-J1C005
1A	1	C	188-J1C010
2A	1	C	188-J1C020
3A	1	C	188-J1C030
4A	1	C	188-J1C040
6A	1	C	188-J1C060
8A	1	C	188-J1C080
10A	1	C	188-J1C100
13A	1	C	188-J1C130
16A	1	C	188-J1C160
20A	1	C	188-J1C200
25A	1	C	188-J1C250
32A	1	C	188-J1C320
40A	1	C	188-J1C400
50A	1	C	188-J1C500
63A	1	C	188-J1C630



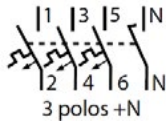
Rated Current	Nº Poles	Trip Curve	Catalog Number
0,5A	1 + N	C	188-J1C005-N
1A	1 + N	C	188-J1C010-N
2A	1 + N	C	188-J1C020-N
3A	1 + N	C	188-J1C030-N
4A	1 + N	C	188-J1C040-N
6A	1 + N	C	188-J1C060-N
8A	1 + N	C	188-J1C080-N
10A	1 + N	C	188-J1C100-N
13A	1 + N	C	188-J1C130-N
16A	1 + N	C	188-J1C160-N
20A	1 + N	C	188-J1C200-N
25A	1 + N	C	188-J1C250-N
32A	1 + N	C	188-J1C320-N
40A	1 + N	C	188-J1C400-N
50A	1 + N	C	188-J1C500-N
63A	1 + N	C	188-J1C630-N



Rated Current	Nº Poles	Trip Curve	Catalog Number
0,5A	2	C	188-J2C005
1A	2	C	188-J2C010
2A	2	C	188-J2C020
3A	2	C	188-J2C030
4A	2	C	188-J2C040
6A	2	C	188-J2C060
8A	2	C	188-J2C080
10A	2	C	188-J2C100
13A	2	C	188-J2C130
16A	2	C	188-J2C160
20A	2	C	188-J2C200
25A	2	C	188-J2C250
32A	2	C	188-J2C320
40A	2	C	188-J2C400
50A	2	C	188-J2C500
63A	2	C	188-J2C630



Rated Current	Nº Poles	Trip Curve	Catalog Number
0,5A	3	C	188-J3C005
1A	3	C	188-J3C010
2A	3	C	188-J3C020
3A	3	C	188-J3C030
4A	3	C	188-J3C040
6A	3	C	188-J3C060
8A	3	C	188-J3C080
10A	3	C	188-J3C100
13A	3	C	188-J3C130
16A	3	C	188-J3C160
20A	3	C	188-J3C200
25A	3	C	188-J3C250
32A	3	C	188-J3C320
40A	3	C	188-J3C400
50A	3	C	188-J3C500
63A	3	C	188-J3C630



Rated Current	Nº Poles	Trip Curve	Catalog Number
0,5A	3 + N	C	188-J3C005-N
1A	3 + N	C	188-J3C010-N
2A	3 + N	C	188-J3C020-N
3A	3 + N	C	188-J3C030-N
4A	3 + N	C	188-J3C040-N
6A	3 + N	C	188-J3C060-N
8A	3 + N	C	188-J3C080-N
10A	3 + N	C	188-J3C100-N
13A	3 + N	C	188-J3C130-N
16A	3 + N	C	188-J3C160-N
20A	3 + N	C	188-J3C200-N
25A	3 + N	C	188-J3C250-N
32A	3 + N	C	188-J3C320-N
40A	3 + N	C	188-J3C400-N
50A	3 + N	C	188-J3C500-N
63A	3 + N	C	188-J3C630-N

For Trip Curve Type B and D replace 'C' with the corresponding letter

Accessories for 188-K/-J



Description	Mounting	Catalog Number	
Shunt trip	110..415VAC / 110..250VDC	189-AST1	
	12..60VAC/DC	189-AST2	
Auxiliary Contacts	1 NONC Auxiliary/Alarm	Right	189-ASCR3
	1 NONC Auxiliary	Right	189-AR3
	1 NO / 1 NC Auxiliary	Right	189-AR11
	2 NC Auxiliary	Right	189-AR02
	2 NO Auxiliary	Right	189-AR20
	1 NC Auxiliar	Front	189-AB01
	1 NO Auxiliar	Front	189-AB10

Miniature Circuit Breakers 1489

UL file nº: E197878

Features:

- UL/CSA Listed for Branch Circuit Protection (UL489) and EN60947-2
- Ampere Rating up to 35A
- Available in 1, 2 and 3 pole version
- Trip Curve C and D



Trip Curve Type C, 5..10 xIn



Rated Current	Nº Poles	Trip Curve	Catalog Number
0,5A	1	C	1489-M1C005
1A	1	C	1489-M1C010
1,6A	1	C	1489-M1C016
2A	1	C	1489-M1C020
3A	1	C	1489-M1C030
4A	1	C	1489-M1C040
5A	1	C	1489-M1C050
6A	1	C	1489-M1C060
7A	1	C	1489-M1C070
8A	1	C	1489-M1C080
10A	1	C	1489-M1C100
13A	1	C	1489-M1C130
15A	1	C	1489-M1C150
16A	1	C	1489-M1C160
20A	1	C	1489-M1C200
25A	1	C	1489-M1C250
30A	1	C	1489-M1C300
32A	1	C	1489-M1C320
35A	1	C	1489-M1C350



Rated Current	Nº Poles	Trip Curve	Catalog Number
0,5A	2	C	1489-M2C005
1A	2	C	1489-M2C010
1,6A	2	C	1489-M2C016
2A	2	C	1489-M2C020
3A	2	C	1489-M2C030
4A	2	C	1489-M2C040
5A	2	C	1489-M2C050
6A	2	C	1489-M2C060
7A	2	C	1489-M2C070
8A	2	C	1489-M2C080
10A	2	C	1489-M2C100
13A	2	C	1489-M2C130
15A	2	C	1489-M2C150
16A	2	C	1489-M2C160
20A	2	C	1489-M2C200
25A	2	C	1489-M2C250
30A	2	C	1489-M2C300
32A	2	C	1489-M2C320
35A	2	C	1489-M2C350



Rated Current	Nº Poles	Trip Curve	Catalog Number
0,5A	3	C	1489-M3C005
1A	3	C	1489-M3C010
1,6A	3	C	1489-M3C016
2A	3	C	1489-M3C020
3A	3	C	1489-M3C030
4A	3	C	1489-M3C040
5A	3	C	1489-M3C050
6A	3	C	1489-M3C060
7A	3	C	1489-M3C070
8A	3	C	1489-M3C080
10A	3	C	1489-M3C100
13A	3	C	1489-M3C130
15A	3	C	1489-M3C150
16A	3	C	1489-M3C160
20A	3	C	1489-M3C200
25A	3	C	1489-M3C250
30A	3	C	1489-M3C300
32A	3	C	1489-M3C320
35A	3	C	1489-M3C350

Accessories for 1489

Description		Catalog Number
Shunt trip	110..415VAC / 110..250VDC	1489-AMST1
	12..60VAC/DC	1489-AMST2
Aux/Signal Contact	1 NO/NC	1489-AMRS3
Auxiliary contact	1 NO/NC	1489-AMRA3

Residual Current Devices 1492-RCDA

UL file nº: E53935

Features:

- Complying with UL1053 / EN 61008 standards
- Ampere Ratings up to 80A
- Available versions: 1+N, 3+N
- Sensitivity 30, 100, 300, 500 mA
- Auxiliary contact
- Suitable for protection against AC and pulsating DC (rectified AC) earth leakage current)



Rated Current	Sensitivity (mA)	Nº Poles	Version	Catalog Number
25A	30	1 + N	Standard	1492-RCDA2A25
40A	30	1 + N	Standard	1492-RCDA2A40
25A	100	1 + N	Standard	1492-RCDA2B25
40A	100	1 + N	Standard	1492-RCDA2B40
25A	300	1 + N	Standard	1492-RCDA2C25
40A	300	1 + N	Standard	1492-RCDA2C40
25A	30	3 + N	Standard	1492-RCDA4A25
40A	30	3 + N	Standard	1492-RCDA4A40
63A	30	3 + N	Standard	1492-RCDA4A63
80A	30	3 + N	Standard	1492-RCDA4A80
25A	100	3 + N	Standard	1492-RCDA4B25
40A	100	3 + N	Standard	1492-RCDA4B40
40A	100	3 + N	Delayed	1492-RCDA4B40S
63A	100	3 + N	Standard	1492-RCDA4B63
63A	100	3 + N	Delayed	1492-RCDA4B63S
25A	300	3 + N	Standard	1492-RCDA4C25
40A	300	3 + N	Standard	1492-RCDA4C40
40A	300	3 + N	Delayed	1492-RCDA4C40S
63A	300	3 + N	Standard	1492-RCDA4C63
63A	300	3 + N	Delayed	1492-RCDA4C63S
80A	300	3 + N	Standard	1492-RCDA4C80

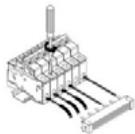
Rated Current	Sensibilidad (mA)	Nº Poles	Versión	Catalog Number
25A	500	3 + N	Standard	1492-RCDA4D25
40A	500	3 + N	Standard	1492-RCDA4D40
63A	500	3 + N	Standard	1492-RCDA4D63
80A	500	3 + N	Standard	1492-RCDA4D80

Auxiliary Contacts



Description	Mounting	Catalog Number
1 NONC Auxiliary contact/Signal	Right	189-ASCR3
1 NONC Auxiliary contact	Right	189-AR3
1 NO / 1 NC Auxiliary contact	Right	189-AR11
2 NC Auxiliary contact	Right	189-AR02
2 NO Auxiliary contact	Right	189-AR20

Busbars



Description	Packaging Qty	Amp Rating	Catalog Number
Commoning link 2 Poles	10	All	189-CL204
Commoning link 4 Poles	10	All	189-CL408

Accessories for busbars

Description	Packaging Qty	Catalog Number
Terminal power feed 6...25 mm ² - 80 A	10	189-CLT25
Terminal power feed 6...50 mm ² - 125 A	10	189-CLT50
Dedicated power feed 50 mm ² - 160 A	10	189-CLT50D
For 2-phase bus bar	10	189-CL3EC
For 4-phase bus bar	10	189-CL4EC
Protective shroud for unused pins (plastic)	10	189-CLPS

Electronic Circuit Protection

Modular Electronic Circuit Protection 1694

Features

- Designed exclusively for 24V DC control circuits.
- Modular design with 1 or 2 channels granularity
- Up to 16 modules for every Power feed module
- Independent channel tripping
- Feedback status
- Easy installation, no need for tools nor jumpers



Selection Guide: 1492-SG122

An Electronic Protection 1694 need a Power Feed Module, at least one Protection Module, a Ground Distribution Module and a Ground Power Feed. As an option there are also Distribution Modules available. For further clarifications see drawing on next page.

Power Feed Modules

⁽¹⁾ UL file n°: E40735

⁽²⁾ UL file n°: E350272/E56639



Mounting	Type	I _{max}	Cat No.
Left Mount	No aux. contact (24Vdc)	40 A	1694-PF1244 ⁽¹⁾
Left Mount	Aux. Contact (24Vdc)	40 A	1694-PFA1244 ⁽¹⁾
Left Mount	Ground (0Vdc)	40 A	1694-PF1G4 ⁽²⁾
Mid or Right Mount	Line connected (24Vdc)	40 A	1694-PF3L4C ⁽²⁾
Mid or Right Mount	Ground (0Vdc)	40 A	1694-PF3G4 ⁽²⁾
Mid Mount	Line separated (24Vdc)	40 A	1694-PF2L4S ⁽¹⁾

Protection Modules

UL file n°: E40735



N° Channels	Current Ch1 (A)	Class 2	Cat No.
1	1	No	1694-PM11
	1	Yes	1694-PM11-CL2
	2	No	1694-PM12
	2	Yes	1694-PM12-CL2
	3	No	1694-PM13
	3	Yes	1694-PM13-CL2
	4	No	1694-PM14
	4	Yes	1694-PM14-CL2
	6	No	1694-PM16
	8	No	1694-PM18
10	No	1694-PM110	



Channels	Current Ch1 (A)	Current Ch2 (A)	Class 2	Cat No.
2	1	1	No	1694-PM211
	1	1	Yes	1694-PM211-CL2
	2	2	No	1694-PM222
	2	2	Yes	1694-PM222-CL2
	3	3	No	1694-PM233
	3	3	Yes	1694-PM233-CL2
	4	4	No	1694-PM244
	4	4	Yes	1694-PM244-CL2
	6	6	No	1694-PM266

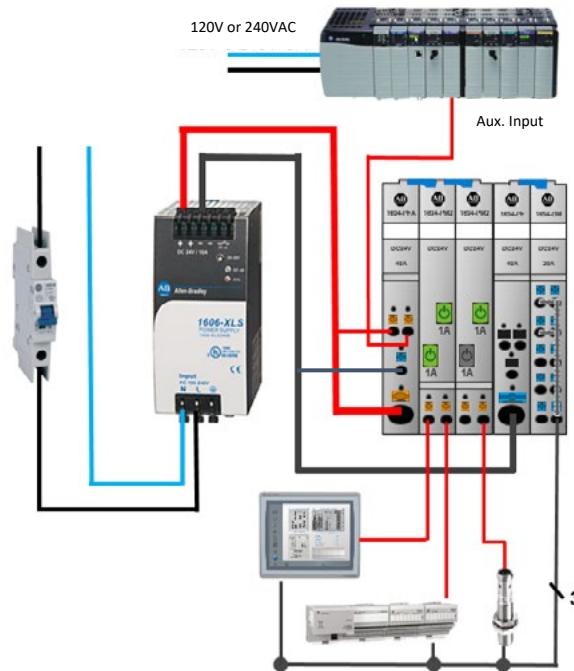
Distribution Modules



UL file n°: E350272/E56639

No Terminals	Type	I _{max}	Cat No.
10	1x Line, 9xLoad	20 A	1694-DM1L2
	2xLine separate, 4x Load	20 A	1694-DM2L2
	Ground (0Vdc)	20 A	1694-DM3G2

Example Drawing



Fuse Holders

Fuse Holders 1492-FB

UL File No. E34648

Features:

- Protection against accidental contact EN/IEC 60529 and UL listed
- Ease insertion and removal of fuses
- Terminals are shipped in open position and ready for wiring
- LED indicator of blown fuse (optional)
- Base mounting / DIN rail



Selection Guide: 1492-SG122

Fuse Holders for Class CC and Midget Fuse

Description	In	Poles	Packaging	Fuse	Catalog Numbers
			Qty		
Standard	30A	1	6	Class CC	1492-FB1C30
With indication, 110...600V	30A	1	6	Class CC	1492-FB1C30-L
With indication, 12...72V	30A	1	6	Class CC	1492-FB1C30-D1
Standard	30A	2	3	Class CC	1492-FB2C30
With indication	30A	2	3	Class CC	1492-FB2C30-L
Standard	30A	3	2	Class CC	1492-FB3C30
With indication	30A	3	2	Class CC	1492-FB3C30-L
Standard	30A	1	6	Midget	1492-FB1M30
With indication, 110...600V	30A	1	6	Midget	1492-FB1M30-L
With indication, 12...72V	30A	1	6	Midget	1492-FB1M30-D1
Standard	30A	2	3	Midget	1492-FB2M30
With indication	30A	2	3	Midget	1492-FB2M30-L
Standard	30A	3	2	Midget	1492-FB3M30
With indication	30A	3	2	Midget	1492-FB3M30-L

Fuse Holders for Class J Fuse

Description	In	Poles	Packaging	Fuse	Catalog Numbers
			Qty		
Standard	30A	1	6	Class J	1492-FB1J30
With indication, 110...600V	30A	1	6	Class J	1492-FB1J30-L
Standard	30A	2	3	Class J	1492-FB2J30
With indication	30A	2	3	Class J	1492-FB2J30-L
Standard	30A	3	2	Class J	1492-FB3J30
With indication	30A	3	2	Class J	1492-FB3J30-L

Description	Int	Poles	Packaging Qty	Fuse	Catalog Numbers
Standard	60A	1	6	Class J	1492-FB1J60
With indication, 110...600V	60A	1	6	Class J	1492-FB1J60-L
Standard	60A	2	3	Class J	1492-FB2J60
With indication	60A	2	3	Class J	1492-FB2J60-L
Standard	60A	3	2	Class J	1492-FB3J60
With indication	60A	3	2	Class J	1492-FB3J60-L

Fuse Holder MCS 140F

UL file nº: E34648

Features:

- Available for UL Class CC or Midget fuses; IEC 10x38mm with or without blown fuse indicator
- Lockable in disconnected position
- Using accessories from 140M series
- Complying with IEC standards, UL and CSA, CE Marked



Description	In	Fusible	Max Int. Rating	Max Voltage	Catalog Number
Standard	30A	UL Class CC	200 kA	600V	140F-D3C-C30
Wth indication of blown fuse	30A	UL Class CC	200 kA	600V	140F-D3C-C30L
Standard	30A	UL Midget	200 kA	600V	140F-D3F-C30
Wth indication of blown fuse	30A	UL Midget	200 kA	600V	140F-D3F-C30L
Standard	32A	IEC 10x38mm	120 kA	690V	140F-D3F-C30
Wth indication of blown fuse	32A	IEC 10x38mm	120 kA	690V	140F-D3F-C30L
Auxiliary contact for fuse holders: 1 NO late late make + 1 NC with early breaking					140F-C-AFA11

Nota: For Accessories, see 100-C contactors and 140M circuit breakers

Switch Mode Power Supplies

UL file n°: E56639

- Rated outputs of 120W and 240W (5 A, 10 A)
- DC-OK signal allows monitoring of unit's output voltage
- Single-board design enables up to 95.2% efficiency, reducing heat output
- Multiple single- and three-phase inputs available for global applications
- Redundancy modules provide a means for managing dual power supplies for back-up power
- Superior efficiency and temperature ratings with 20% extra power reserve for continuous use
- Multiple single and three-phase inputs available for global applications
- Exceptional overload handling capability
- 150% power boost feature handles startup loads
- Buffer modules for extended ride through
- Superior efficiency and temperature rating
- Extra-low inrush current requirement
- NEC Class 2



Selection Guide: 1606-TD002

Basic 1606-XLB



Output Current	Output Voltage	Input Voltage (Single-Phase)	Output Power	Catalog Number
5 A	24 VDC	85-132V /170-264V AC	120 W	1606-XLB120E
10 A	24 VDC	90...264 V AC	240 W	1606-XLB240E

Essential 1606-XLE



Output Current	Output Voltage	Input Voltage (Single-Phase)	Output Power	Catalog Number
3,3 A	24 VDC	100...120/200...240V AC	80 W	1606-XLE80E
5 A	24 VDC	100...120/200...240V AC	120 W	1606-XLE120E
5 A	24 VDC	180...264V AC	120 W	1606-XLE120EE
10 A	24 VDC	100...120/200...240V AC	240 W	1606-XLE240E
10 A	24 VDC	180...264V AC	240 W	1606-XLE240EE

Compact 1606-XLP


Output Current	Output Voltage	Input Voltage (Single-Phase)	Output Power	Catalog Number
3 A	5 VDC	100...240VAC, 85...375VDC	120 W	1606-XLP15A
5 A	5 VDC	100...240VAC, 85...375VDC	120 W	1606-XLP25A
1,3 A	12 VDC	100...240VAC, 85...375VDC	240 W	1606-XLP15B
3 A	12 VDC	100...240VAC, 85...375VDC	240 W	1606-XLP30B
4,2 A	12 VDC	100...240VAC, 85...375VDC	120 W	1606-XLP50B
0,6 A	24 VDC	100...240VAC, 85...375VDC	120 W	1606-XLP15E
1,3 A	24 VDC	100...240VAC, 85...375VDC	240 W	1606-XLP30E
2,1 A	24 VDC	100...240V AC, 85...375V CC	240 W	1606-XLP50E
3 A	24 VDC	100..120/200..240VAC, 220..375VDC	120 W	1606-XLP72E
4,2 A	24 VDC	100..200/200..240VAC, 220..375VDC	240 W	1606-XLP100E

High Performance 1606-XLS


Output Current	Output Voltage	Input Voltage (Single-Phase)	Output Power	Catalog Number
3,3 A	24 VDC	100...240VAC, 110...150VDC	80 W	1606-XLS80E
5 A	24 VDC	100...240VAC, 110...150VDC	120 W	1606-XLS120E
10 A	24 VDC	100...240VAC, 110...150VDC	240 W	1606-XLS240E
20 A	24 VDC	200...240VAC	480 W	1606-XLS480E
20 A	24 VDC	100...240VAC, 110...150VDC	480 W	1606-XLS480EE
40 A	24 VDC	200...240VAC	960 W	1606-XLS960EE

Three-Phase

Output Current	Output Voltage	Input Voltage (Three-Phase)	Output Power	Catalog Number
10 A	24 VDC	380...480 VAC, 600 VDC	240 W	1606-XLE240E-3
20 A	24 VDC	380...480 VAC, 600 VDC	480 W	1606-XLS480E-3
40 A	24 VDC	380...480 VAC, 600 VDC	960 W	1606-XLS960E-3

Power Monitors

PowerMonitors

Features:

- Measure voltage, current, power, energy, demand and power factor
- Power Quality Monitor (PM5000)
- EtherNet/IP or Modbus RTU Communication



Selection Guide: 1400-SG001

PowerMonitor 500: 1420

UL file nº: E56639

Description	V-LL	V-N	Other features	Catalog Number
Power Meter AC	240V AC	120V AC	Basic	1420-V1
Power Meter Indicator	240V AC	120V AC	Analog Output	1420-V1A
Power Meter Indicator	240V AC	120V AC	Pulse (dig.) Output	1420-V1P
Power Meter, Serial Comms	240V AC	120V AC	Basic	1420-V1-485
Power Meter, Serial Comms	240V AC	120V AC	Analog Output	1420-V1A-485
Power Meter, Serial Comms	240V AC	120V AC	Pulse (dig.) Output	1420-V1P-485
Power Meter, EtherNet/IP	240V AC	120V AC	Basic	1420-V1-ENT
Power Meter, EtherNet/IP	240V AC	120V AC	Analog Output	1420-V1A-ENT
Power Meter, EtherNet/IP	240V AC	120V AC	Pulse (dig.) Output	1420-V1P-ENT
Power Meter Indicator	600V AC	400V AC	Basic	1420-V2
Power Meter Indicator	600V AC	400V AC	Analog Output	1420-V2A
Power Meter Indicator	600V AC	400V AC	Pulse (dig.) Output	1420-V2P
Power Meter, Serial Comms	600V AC	400V AC	Basic	1420-V2-485
Power Meter, Serial Comms	600V AC	400V AC	Analog Output	1420-V2A-485
Power Meter, Serial Comms	600V AC	400V AC	Pulse (dig.) Output	1420-V2P-485
Power Meter, EtherNet/IP	600V AC	400V AC	Basic	1420-V2-ENT
Power Meter, EtherNet/IP	600V AC	400V AC	Analog Output	1420-V2A-ENT
Power Meter, EtherNet/IP	600V AC	400V AC	Pulse (dig.) Output	1420-V2P-ENT

PowerMonitor 1000: 1408

UL file n°: E56639



	Communication	Catalog Number
Basic consumption meter	Serial	1408-BC3A-485
Basic consumption meter	EtherNet/IP	1408-BC3A-ENT
Consumption, Voltage and Current	Serial	1408-TS3A-485
Consumption, Voltage and Current	EtherNet/IP	1408-TS3A-ENT
Energy, demand, power monitor	Serial	1408-EM3A-485
Energy, demand, power monitor	EtherNet/IP	1408-EM3A-ENT

PowerMonitor 5000: 1426

UL file n°: E 345550



	Type	Communication	Catalog Number
M5	Power monitor	Ethernet	1426-M5E
	Power monitor	Ethernet + ControlNet	1426-M5E-CNT
	Power monitor	Ethernet + DeviceNet	1426-M5E-DNT
M6	Power and Quality	Ethernet	1426-M6E
	Power and Quality	Ethernet + ControlNet	1426-M6E-CNT
	Power and Quality	Ethernet + DeviceNet	1426-M6E-DNT
M8	Advanced PQEM	Ethernet	1426-M8E
	Advanced PQEM	Ethernet + ControlNet	1426-M8E-CNT
	Advanced PQEM	Ethernet + DeviceNet	1426-M8E-DNT

Accessories for PowerMonitor 5000

Description	Catalog Number
DeviceNet communication module	1426-COMM-DNT
ControlNet communication module	1426-COMM-CNT
Firmware Upgrade from M5 to M6	1426-UPGR-56
Firmware Upgrade from M5 to M8	1426-UPGR-58
Firmware Upgrade from M6 to M8	1426-UPGR-68

Pushbuttons and Pilot Lights 22mm

22 mm operator's line is designed to demanding performance specifications. We use state-of-the-art solid modeling techniques and finite element analysis so that every component is optimized for durability and performance.



Selection Guide: 800-TD008

Pushbuttons 800F

UL file n°: E14840









Momentary pushbuttons, Non-Illuminated, Flush











Color	Material	Catalog Number
	Orange/Amber Plastic	800FP-F0
	White Plastic	800FP-F1
	Black Plastic	800FP-F2
	Green Plastic	800FP-F3
	Red Plastic	800FP-F4
	Yellow Plastic	800FP-F5
	Blue Plastic	800FP-F6
	Grey Plastic	800FP-F8
-	No Cap Plastic	800FP-F9
	Orange/Amber Metal	800FM-F0
	White Metal	800FM-F1
	Black Metal	800FM-F2
	Green Metal	800FM-F3
	Red Metal	800FM-F4
	Yellow Metal	800FM-F5
	Blue Metal	800FM-F6
	Grey Metal	800FM-F8
-	No Cap Metal	800FM-F9

Maintained pushbuttons, Non-Illuminated, Flush



Color	Material	Catalog Number
	Orange/Amber Plastic	800FP-FA0
	White Plastic	800FP-FA1
	Black Plastic	800FP-FA2
	Green Plastic	800FP-FA3
	Red Plastic	800FP-FA4
	Yellow Plastic	800FP-FA5
	Blue Plastic	800FP-FA6
	Grey Plastic	800FP-FA8
-	No Cap Plastic	800FP-FA9

	Color	Material	Catalog Number
	Orange/Amber	Metal	800FM-FA0
	White	Metal	800FM-FA1
	Black	Metal	800FM-FA2
	Green	Metal	800FM-FA3
	Red	Metal	800FM-FA4
	Yellow	Metal	800FM-FA5
	Blue	Metal	800FM-FA6
	Grey	Metal	800FM-FA8
-	No Cap	Metal	800FM-FA9







Momentary pushbuttons, Non-Illuminated, Extended









	Color	Material	Catalog Number
	Orange/Amber	Plastic	800FP-E0
	White	Plastic	800FP-E1
	Black	Plastic	800FP-E2
	Green	Plastic	800FP-E3
	Red	Plastic	800FP-E4
	Yellow	Plastic	800FP-E5
	Blue	Plastic	800FP-E6
-	Grey	Plastic	800FP-E9
	Orange/Amber	Metal	800FM-E0
	White	Metal	800FM-E1
	Black	Metal	800FM-E2
	Green	Metal	800FM-E3
	Red	Metal	800FM-E4
	Yellow	Metal	800FM-E5
	Blue	Metal	800FM-E6
-	Grey	Metal	800FM-E9

Momentary pushbuttons, Non-Illuminated, with Text



	Color	Type	Material	Text	Catalog Number
	Green	Flush	Plastic	Start	800FP-F301
	Green	Flush	Plastic	I	800FP-F306
	Black	Flush	Plastic	→	800FP-F208
	Green	Flush	Metal	Start	800FM-F301
	Green	Flush	Metal	I	800FM-F306
	Black	Flush	Metal	→	800FM-F208

Color	Type	Material	Legend	Catalog Number	
	Red	Extended	Plastic	Start	800FP-E402
	Red	Extended	Plastic	I	800FP-E405
	Black	Extended	Plastic	→	800FP-E208
	Red	Extended	Metal	Start	800FM-E402
	Red	Extended	Metal	I	800FM-E405
	Black	Extended	Metal	→	800FM-E208







Momentary pushbuttons, Illuminated, Flush









Color	Material	Catalog Number	
	Orange/Amber	Plastic	800FP-LF0
	Green	Plastic	800FP-LF3
	Red	Plastic	800FP-LF4
	Yellow	Plastic	800FP-LF5
	Blue	Plastic	800FP-LF6
	White	Plastic	800FP-LF7
-	No Cap	Plastic	800FP-LF9
	Orange/Amber	Metal	800FM-LF0
	Green	Metal	800FM-LF3
	Red	Metal	800FM-LF4
	Yellow	Metal	800FM-LF5
	Blue	Metal	800FM-LF6
	White	Metal	800FM-LF7
-	No Cap	Metal	800FM-LF9

Alternate action pushbuttons, Illuminated, Flush















Color	Material	Catalog Number	
	Orange/Amber	Plastic	800FP-LFA0
	Green	Plastic	800FP-LFA3
	Red	Plastic	800FP-LFA4
	Yellow	Plastic	800FP-LFA5
	Blue	Plastic	800FP-LFA6
	White	Plastic	800FP-LFA7
-	No Cap	Plastic	800FP-LFA9

	Color	Material	Catalog Number
	Orange/Amber	Metal	800FM-LFA0
	White	Metal	800FM-LFA3
	Black	Metal	800FM-LFA4
	Green	Metal	800FM-LFA5
	Red	Metal	800FM-LFA6
	Yellow	Metal	800FM-LFA7
-	Blue	Metal	800FM-LFA9

Momentary pushbuttons, Illuminated, Extended



	Color	Material	Catalog Number
	Orange/Amber	Plastic	800FP-LE0
	Green	Plastic	800FP-LE3
	Red	Plastic	800FP-LE4
	Yellow	Plastic	800FP-LE5
	Blue	Plastic	800FP-LE6
	White	Plastic	800FP-LE7
-	No Cap	Plastic	800FP-LE9

	Orange/Amber	Metal	800FM-LE0
	Green	Metal	800FM-LE3
	Red	Metal	800FM-LE4
	Yellow	Metal	800FM-LE5
	Blue	Metal	800FM-LE6
	White	Metal	800FM-LE7
-	No Cap	Metal	800FM-LE9

Multifunction pushbuttons



Double



Triple









Type	Material	Catalog Number
Non Illum.	Plastic	800FP-U2EFFE
Non Illum.	Metal	800FM-U2EFFE
Illuminated	Plastic	800FP-LU2EFFE
Illuminated	Metal	800FM-LU2EFFE
Non Illum.	Plastic	800FP-U3F3F34
Non Illum.	Metal	800FM-U3F3F34

Selector Switches







Knob Selector 2 positions, Non-Illuminated



Type	Color	Material	Catalog Number
	Black	Plastic	800FP-SM22
	Black	Plastic	800FP-SL22
	Black	Plastic	800FP-SR22
	Black	Metal	800FM-SM22
	Black	Metal	800FM-SL22
	Black	Metal	800FM-SR22








Key Selector, 2 positions






































Type	Color	Key extraction pos.	Material	Catalog Number
	Black	Left	Plastic	800FP-KM21
	Black	Both	Plastic	800FP-KM23
	Black	Left	Plastic	800FP-KR21
	Black	Left	Metal	800FM-KM21
	Black	Both	Metal	800FM-KM23
	Black	Left	Metal	800FM-KR21









Knob Selector 2 position, Illuminated













Type	Color	Material	Catalog Number	
		Orange/Amber	Plastic	800FP-LSM20
		Green	Plastic	800FP-LSM23
		Red	Plastic	800FP-LSM24
		Yellow	Plastic	800FP-LSM25
		Blue	Plastic	800FP-LSM26
		White	Plastic	800FP-LSM27

Type	Color	Material	Catalog Number	
		Orange/Amber	Plastic	800FP-LSL20
		Green	Plastic	800FP-LSL23
		Red	Plastic	800FP-LSL24
		Yellow	Plastic	800FP-LSL25
		Blue	Plastic	800FP-LSL26
		White	Plastic	800FP-LSL27
			Orange/Amber	Plastic
		Green	Plastic	800FP-LSR23
		Red	Plastic	800FP-LSR24
		Yellow	Plastic	800FP-LSR25
		Blue	Plastic	800FP-LSR26
		White	Plastic	800FP-LSR27
			Orange/Amber	Metal
		Green	Metal	800FM-LSM23
		Red	Metal	800FM-LSM24
		Yellow	Metal	800FM-LSM25
		Blue	Metal	800FM-LSM26
		White	Metal	800FM-LSM27
			Orange/Amber	Metal
		Green	Metal	800FM-LSL23
		Red	Metal	800FM-LSL24
		Yellow	Metal	800FM-LSL25
		Blue	Metal	800FM-LSL26
		White	Metal	800FM-LSL27
			Orange/Amber	Metal
		Green	Metal	800FM-LSR23
		Red	Metal	800FM-LSR24
		Yellow	Metal	800FM-LSR25
		Blue	Metal	800FM-LSR26
		White	Metal	800FM-LSR27




































Knob Selector 3 positions, Non-Illuminated


Type	Color	Material	Catalog Number
	Black	Plastic	800FP-SM32
	Black	Plastic	800FP-SL32
	Black	Plastic	800FP-SR32
	Black	Plastic	800FP-SB32
	Black	Metal	800FM-SM32
	Black	Metal	800FM-SL32
	Black	Metal	800FM-SR32
	Black	Metal	800FM-SB32

Key Selector, 3 positions


Type	Color	Key extraction pos.	Material	Catalog Number
	Black	Left	Plastic	800FP-KM31
	Black	All	Plastic	800FP-KM33
	Black	Center	Plastic	800FP-KM34
	Black	Center	Plastic	800FP-KB34
	Black	Left-Center	Plastic	800FP-KR35
	Black	Left	Metal	800FM-KM31
	Black	All	Metal	800FM-KM33
	Black	Center	Metal	800FM-KM34
	Black	Center	Metal	800FM-KB34
	Black	Left-Center	Metal	800FM-KR35

Selector 3 positions, illuminated

Type	Color	Material	Catalog Number	
		Orange/Amber	Plastic	800FP-LSM30
		Green	Plastic	800FP-LSM33
		Red	Plastic	800FP-LSM34
		Yellow	Plastic	800FP-LSM35
		Blue	Plastic	800FP-LSM36
		White	Plastic	800FP-LSM37
			Orange/Amber	Plastic
		Green	Plastic	800FP-LSL33
		Red	Plastic	800FP-LSL34
		Yellow	Plastic	800FP-LSL35
		Blue	Plastic	800FP-LSL36
		White	Plastic	800FP-LSL37
			Orange/Amber	Plastic
		Green	Plastic	800FP-LSR33
		Red	Plastic	800FP-LSR34
		Yellow	Plastic	800FP-LSR35
		Blue	Plastic	800FP-LSR36
		White	Plastic	800FP-LSR37
			Orange/Amber	Plastic
		Green	Plastic	800FP-LSB33
		Red	Plastic	800FP-LSB34
		Yellow	Plastic	800FP-LSB35
		Blue	Plastic	800FP-LSB36
		White	Plastic	800FP-LSB37
			Orange/Amber	Metal
		Green	Metal	800FM-LSM33
		Red	Metal	800FM-LSM34
		Yellow	Metal	800FM-LSM35
		Blue	Metal	800FM-LSM36
		White	Metal	800FM-LSM37

Type	Color	Material	Catalog Number	
		Orange/Amber	Metal	800FM-LSL30
		Green	Metal	800FM-LSL33
		Red	Metal	800FM-LSL34
		Yellow	Metal	800FM-LSL35
		Blue	Metal	800FM-LSL36
		White	Metal	800FM-LSL37
		Orange/Amber	Metal	800FM-LSR30
		Green	Metal	800FM-LSR33
		Red	Metal	800FM-LSR34
		Yellow	Metal	800FM-LSR35
		Blue	Metal	800FM-LSR36
		White	Metal	800FM-LSR37
		Orange/Amber	Metal	800FM-LSB30
		Green	Metal	800FM-LSB33
		Red	Metal	800FM-LSB34
		Yellow	Metal	800FM-LSB35
		Blue	Metal	800FM-LSB36
		White	Metal	800FM-LSB37

Selector 4 positions, Non-Illuminated



Type	Color	Material	Catalog Number
		Plastic	800FP-SM42
		Metal	800FM-SM42

Emergency Stop Operators



Description / Reset	Material	Catalog Number
Twist-To-Release 30 mm	Non Illumin. Plastic	800FP-MT34
Twist-To-Release 40 mm	Non Illumin. Plastic	800FP-MT44
Twist-To-Release 60 mm	Non Illumin. Plastic	800FP-MT64
Twist-To-Release 40 mm	Illuminated Plastic	800FP-LMT44
Twist-To-Release 60 mm	Illuminated Plastic	800FP-LMT64
With Key 40mm	Non Illumin. Plastic	800FP-MK44



Description / Reset		Material	Catalog Number
Twist-To-Release 30 mm	Non Illumin.	Metal	800FM-MT34
Twist-To-Release 40 mm	Non Illumin.	Metal	800FM-MT44
Twist-To-Release 60 mm	Non Illumin.	Metal	800FM-MT64
Twist-To-Release 40 mm	Illuminated	Metal	800FM-LMT44
Twist-To-Release 60 mm	Illuminated	Metal	800FM-LMT64
With Key 40mm	Non Illumin.	Metal	800FM-MK44







Legend Plates



Description	Catalog Number
No text	800F-15YS
Text: " EMERGENCY STOP, ARRÊT D'URGENCE, NOT HALT"	800F-15YSM112
Text: "EMERGENCY STOP"	800F-15YSE112
Text: "ARRESTO DI EMERGENZA"	800F-15YST112
Text: "NOT HALT"	800F-15YSG112
Text: "PARO DE EMERGENCIA"	800F-15YSP112
Text: "NØSTOP"	800F-15YSA112
Text: "PARADA DE EMERGENCIA"	800F-15YSS112

Pilot Lights



Color	Material	Catalog Number	
	Orange/Amber	Plastic	800FP-P0
	Green	Plastic	800FP-P3
	Red	Plastic	800FP-P4
	Yellow	Plastic	800FP-P5
	Blue	Plastic	800FP-P6
	White	Plastic	800FP-P7
-	No Cap	Plastic	800FP-P9

	Orange/Amber	Metal	800FM-P0
	Green	Metal	800FM-P3
	Red	Metal	800FM-P4
	Yellow	Metal	800FM-P5
	Blue	Metal	800FM-P6
	White	Metal	800FM-P7
-	No Cap	Metal	800FM-P9

Special pushbuttons



Color	Description	Material	Catalog Number
Black	Selector pushbuttons, 2 positions	Plastic	800FP-SJ22
Green	Selector pushbuttons, 2 positions	Plastic	800FP-SJ23
Black	Selector pushbuttons, 2 positions	Metal	800FM-SJ22
Green	Selector pushbuttons, 2 positions	Metal	800FM-SJ23



Color	Description	Material	Catalog Number
Black	Potentiometer, 1 turn, 10kΩ	Plastic	800FP-POT6

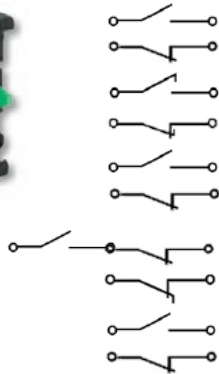


-	-	Toggle switch, moment. 2 pos	Metal	800FM-JM2
-	-	Toggle switch, moment. 4 pos	Metal	800FM-JM4



Blue	Reset operator "R"	Plastic	800FP-R611
Blue	Reset operator no text	Plastic	800FP-R6
Blue	Reset operator "R"	Metal	800FM-R611
Blue	Reset operator no text	Metal	800FM-R6

Back of panel components



Type de contacto	Catalog Number
1 N.O.	800F-X10
1 N.C.	800F-X01
1 N.O. Early Make	800F-X10E
1 N.C. Late Break	800F-X01L
1 N.O. QuadCONNECT™ (1 mA)	800F-X10V
1 N.C. QuadCONNECT™ (1 mA)	800F-X01V
1 Self Monitoring	800F-X01S
1 N.C. Early Break	800F-X01B
1 N.O. Spring Clamp	800F-Q10
1 N.C. Spring Clamp	800F-Q01



Description	Material	Catalog Number
Latch	Plastic	800F-ALP
Latch	Metal	800F-ALM

LED Modules



Connection	Color	Voltage	Catalog Number
Screw	Red	24 VAC/DC	800F-N3R
	Red	120 VAC	800F-N5R
	Red	240 VAC	800F-N7R
	Red	24...120 VAC/DC	800F-NUR

Connection	Color	Voltage	Catalog Number
Screw	Green	24 VAC/DC	800F-N3G
	Green	120 VAC	800F-N5G
	Green	240 VAC	800F-N7G
	Green	24...120 VAC/DC	800F-NUG
Screw	White	24 VAC/DC	800F-N3W
	White	120 VAC	800F-N5W
	White	240 VAC	800F-N7W
	White	24...120 VAC/DC	800F-NUW
Spring clamp	Red	24 VAC/DC	800F-Q3R
	Red	120 VAC	800F-Q5R
	Red	240 VAC	800F-Q7R
Spring clamp	Green	24 VAC/DC	800F-Q3G
	Green	120 VAC	800F-Q5G
	Green	240 VAC	800F-Q7G
Spring clamp	White	24 VAC/DC	800F-Q3W
	White	120 VAC	800F-Q5W
	White	240 VAC	800F-Q7W

Legend plates



Description	Text	Catalog Number
30x40 mm		800F-11BE100
30x40 mm	O-I	800F-11BU231
30x40 mm	I-II	800F-11BU233
30x40 mm	I-O-II	800F-11BU234
30x40 mm	Manual-Off-Auto	800F-11BE157
30x40 mm	Auto-Hand	800F-11BE102
30x40 mm	Auto-Man-Off	800F-11BE103
30x40 mm	Auto-Off-Hand	800F-11BE104
30x40 mm	Marcha-Paro	800F-11BS211
30x40 mm	Manual-Auto	800F-11BS127
30x50 mm		800F-12WE100
30x50 mm	O-I	800F-12WE231
30x50 mm	I-II	800F-12BU233
30x50 mm	I-O-II	800F-12WE234
30x50 mm	Manual-Off-Auto	800F-12WE157
30x50 mm	Auto-Hand	800F-12BE102
30x50 mm	Auto-Man-Off	800F-12BE103
30x50 mm	Auto-Off-Hand	800F-12BE104
30x50 mm	Marcha-Paro	800F-12BS211
30x50 mm	Manual-Auto	800F-12BS127




Monolithic pushbuttons



Color	Type	Catalog Number
White	Flush	800FD-F1X11
Black	Flush	800FD-F2X11
Green	Flush	800FD-F3X11
Red	Flush	800FD-F4X11
Yellow	Flush	800FD-F5X11
Blue	Flush	800FD-F6X11
White	Extended	800FD-F1X11
Black	Extended	800FD-F2X11
Green	Extended	800FD-F3X11
Red	Extended	800FD-F4X11
Yellow	Extended	800FD-F5X11
Blue	Extended	800FD-F6X11



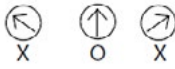
Selector, 2 positions maintained, Non-Illuminated



Type	Color	Contact	Catalog Number
	 Black		800FD-SM22X11







Selector, 3 positions maintained, Non-Illuminated















Type	Color	Contact	Catalog Number
	 Black		800FD-SM32X20

LED Pilot lights



Color	Voltage	Catalog Number
	Orange/Amber 24 VAC/DC	800FD-P0N3
	Green 24 VAC/DC	800FD-P3N3
	Red 24 VAC/DC	800FD-P4N3
	Yellow 24 VAC/DC	800FD-P5N3
	Blue 24 VAC/DC	800FD-P6N3
	White 24 VAC/DC	800FD-P7N3

	Orange/Amber 120 VAC	800FD-P0N5
	Green 120 VAC	800FD-P3N5
	Red 120 VAC	800FD-P4N5
	Yellow 120 VAC	800FD-P5N5
	Blue 120 VAC	800FD-P6N5
	White 120 VAC	800FD-P7N5

	Orange/Amber 240 VAC	800FD-P0N7
	Green 240 VAC	800FD-P3N7
	Red 240 VAC	800FD-P4N7
	Yellow 240 VAC	800FD-P5N7
	Blue 240 VAC	800FD-P6N7
	White 240 VAC	800FD-P7N7

Complete Units





















Momentary Push Buttons, not Illuminated



Color	Type	Material	Contacto	Catalog Number	
	Black	Rasante	Plástico	1 N.A.	800FP-F2PX10
	Green	Rasante	Plástico	1 N.A.	800FP-F3PX10
	Red	Rasante	Plástico	1 N.C.	800FP-F4PX01
	Black	Rasante	Metal	1 N.A.	800FM-F2MX10
	Green	Rasante	Metal	1 N.A.	800FM-F3MX10
	Red	Rasante	Metal	1 N.C.	800FM-F4MX01
	Red	Saliente	Plástico	1 N.C.	800FP-E4PX01
	Red	Saliente	Metal	1 N.C.	800FM-E4MX01

LED Pilot Lights



Color	Material	Voltage	Catalog Number	
	Verde	Plastic	24 V AC/CC	800FP-P3PN3G
	Red	Plastic	24 V AC/CC	800FP-P4PN3R
	Yellow	Plastic	24 V AC/CC	800FP-P5PN3Y
	Blue	Plastic	24 V AC/CC	800FP-P6PN3B
	White	Plastic	24 V AC/CC	800FP-P7PN3W
	Green	Plastic	240 V AC	800FP-P3PN7G
	Red	Plastic	240 V AC	800FP-P4PN7R
	Yellow	Plastic	240 V AC	800FP-P5PN7Y
	Blue	Plastic	240 V AC	800FP-P6PN7B
	White	Plastic	240 V AC	800FP-P7PN7W
	Green	Metal	24 V AC/CC	800FM-P3MN3G
	Red	Metal	24 V AC/CC	800FM-P4MN3R
	Yellow	Metal	24 V AC/CC	800FM-P5MN3Y
	Blue	Metal	24 V AC/CC	800FM-P6MN3B
	White	Metal	24 V AC/CC	800FM-P7MN3W
	Green	Metal	240 V AC	800FM-P3MN7G
	Red	Metal	240 V AC	800FM-P4MN7R
	Yellow	Metal	240 V AC	800FM-P5MN7Y
	Blue	Metal	240 V AC	800FM-P6MN7B
	White	Metal	240 V AC	800FM-P7MN7W

Selector, not illuminated


Type	Color	Material	Contact	Catalog Number
	Black	Plastic	1 N.A.	800FP-SM22PX10
	Black	Plastic	1 N.A.+1N.C.	800FP-SM22PX11
	Black	Metal	1 N.A.	800FM-SM22MX10
	Black	Metal	1 N.A.+1N.C.	800FM-SM22MX11
	Black	Plastic	1 N.A.	800FP-SM32PX20

Multifunction Operator, not illuminated


Description	Color	Material	Catalog Number
Flush/Extended	Green/Red	Plastic	800FP-U2E4F3PX11
	Green (I) / Red (O)	Plastic	800FP-U2EFFEPX11

Emergency Stop, not illuminated, Ø40 mm


Description	Material	Contact	Catalog Number
Twist-To-Release 40 mm	Plastic	1 N.C.	800FP-MT44PX01
Twist-To-Release 40 mm	Plastic	1 N.C.	800FP-MT44PX01S
Twist-To-Release 40 mm			
Twist-To-Release 40 mm	Plastic	2 N.C.	800FP-MT44PX02
Twist-To-Release 40 mm	Plastic	2 N.C.	800FP-MT44PX02S
Twist-To-Release 40 mm			
Twist-To-Release 40 mm	Metal	1 N.C.	800FM-MT44MX01
Twist-To-Release 40 mm	Metal	1 N.C.	800FM-MT44MX01S
Twist-To-Release 40 mm			
Twist-To-Release 40 mm	Metal	2 N.C.	800FM-MT44MX02
Twist-To-Release 40 mm	Metal	2 N.C.	800FM-MT44MX02S

Enclosures
Plastic and Metal Enclosures


Holes	Material	Catalog Number
1	Plastic	800F-1PM
2	Plastic	800F-2PM
3	Plastic	800F-3PM
4	Plastic	800F-4PM
6	Plastic	800F-6PM



Holes	Material	Catalog Number
1	Metal	800F-1MM
2	Metal	800F-2MM
3	Metal	800F-3MM
4	Metal	800F-4MM
5	Metal	800F-5MM

Emergency Stop Enclosures



Type and Dimensions	Configuration	Material	Catalog Number
Twist-To-Release 40 mm	1 N.C.	Plastic	800F-1YM1
Twist-To-Release 40 mm	1 N.O./1 N.C.	Plastic	800F-1YM2
Twist-To-Release 40 mm	2 N.C.	Plastic	800F-1YM3
Twist-To-Release 40 mm	1 N.C.	Metal	800F-1MM1
Twist-To-Release 40 mm	1 N.O./1 N.C.	Metal	800F-1MM2
Twist-To-Release 40 mm	2 N.C.	Metal	800F-1MM3

Signalling

Panel Alarm 855

UL file nº: E14840

Visual, sound or combination alarm

Mount in a standard 22.5 mm hole

- Ingress protection rating 4/4X/13, IP65
- Enclosed front design
- Visual, audio or combined indication



Guía de Selección Completa: 855-TD001

Sound Alarm



	Color	Voltage	Frame [mm]	Catalog Number
	Black	24 V AC/DC	30	855P-B30SE22
	Black	24 V AC/DC	45	855P-B30ME22
	Black	24 V AC/DC	65	855P-B30LE22
	Black	120 V AC/DC	30	855P-B30SE22
	Black	120 V AC/DC	45	855P-B30ME22
	Black	120 V AC/DC	65	855P-B30LE22
	Black	240 V AC	30	855P-B20SE22
	Black	240 V AC	45	855P-B20ME22
	Black	240 V AC	65	855P-B20LE22







Sound Alarm with LED



	Color	Voltage	Frame [mm]	Catalog Number
	Green	24 V AC/DC	45	855PC-B24ME322
	Red	24 V AC/DC	45	855PC-B24ME422
	Green	24 V AC/DC	65	855PC-B24LE322
	Red	24 V AC/DC	65	855PC-B24LE422
	Green	240 V AC	45	855PC-B20ME322
	Red	240 V AC	65	855PC-B20ME422
	Green	240 V AC	45	855PC-B20LE322
	Red	240 V AC	65	855PC-B20LE422



















Flashing LED



	Color	Voltage	Frame [mm]	Catalog Number
	Green	24 V AC/DC	30	855PB-B24SE322
	Red	24 V AC/DC	30	855PB-B24SE422
	Green	24 V AC/DC	45	855PB-B24ME322
	Red	24 V AC/DC	45	855PB-B24ME422
	Green	24 V AC/DC	65	855PB-B24LE322
	Red	24 V AC/DC	65	855PB-B24LE422





Xenon Tube (Strobe)









	Color	Voltage	Frame [mm]	Catalog Number
	Green	24 V AC/DC	30	855PS-B24SE322
	Red	24 V AC/DC	30	855PS-B24SE422
	Orange	24 V AC/DC	30	855PS-B24SE522
	Green	12...24 V AC/DC	45	855PS-B30ME322
	Red	12...24 V AC/DC	45	855PS-B30ME422
	Orange	12...24 V AC/DC	45	855PS-B30ME522
	Green	12...24 V AC/DC	65	855PS-B30LE322
	Red	12...24 V AC/DC	65	855PS-B30LE422
	Orange	12...24 V AC/DC	65	855PS-B30LE522
	Green	240 V AC	30	855PS-B20SE322
	Red	240 V AC	30	855PS-B20SE422
	Orange	240 V AC	30	855PS-B20SE522
	Green	240 V AC	45	855PS-B20ME322
	Red	240 V AC	45	855PS-B20ME422
	Orange	240 V AC	45	855PS-B20ME522
	Green	240 V AC	65	855PS-B20LE322
	Red	240 V AC	65	855PS-B20LE422
	Orange	240 V AC	65	855PS-B20LE522

Dual Circuit Alarm



Function	Color	Voltage	Frame [mm]	Catalog Number	
Sound Alarm with LED		Green	24 V AC/DC	45	855PD-B24MEC1322
		Red	24 V AC/DC	45	855PD-B24MEC1422
		Green	24 V AC/DC	65	855PD-B24LEC1322
		Red	24 V AC/DC	65	855PD-B24LEC1422

Function	Color	Voltage	Frame [mm]	Catalog Number	
Two colors, half lense with barrier and LED		Red/Green	24 V AC/DC	30	855PD-B24SEH4322
		Red/Green	24 V AC/DC	45	855PD-B24MEH4322
		Red/Green	24 V AC/DC	65	855PD-B24LEH4322
Two colors, full lense and LED		Red/Green	24 V AC/DC	30	855PD-B24SEF3422
		Red/Green	24 V AC/DC	45	855PD-B24MEF3422
		Red/Green	24 V AC/DC	65	855PD-B24LEF3422

Panel Lights Bars



Voltage	ON-OFF Switch	Catalog Number
24...48 V AC/DC	Yes	855L-NX1
24...48 V AC/DC	No	855L-NX2
120...240 V AC	Yes	855L-NX3
120...240 V AC	No	855L-NX4

Tower Lights

UL file n°: E14840

Tower lights for indoor and outdoor use













- Designed to communicate application status
- Available in a wide variety of optical and acoustical functions and sizes
- Modular system for indoor and outdoor use with degree of protection up to IP66



Selection Guide: 855-TD001




Ø 40 mm - 854J

Light Modules

	Color	Voltage	Light source	Catalog Number
	Green	Voltage coil +	Steady LED	854J-+TL3
	Red	Voltage coil +	Steady LED	854J-+TL4
	Orange	Voltage coil +	Steady LED	854J-+TL5
	Blue	Voltage coil +	Steady LED	854J-+TL6
	Clear	Voltage coil +	Steady LED	854J-+TL7
	Yellow	Voltage coil +	Steady LED	854J-+TL8
	Green	Voltage coil +	Flashing LED	854J-+GL3
	Red	Voltage coil +	Flashing LED	854J-+GL4
	Orange	Voltage coil +	Flashing LED	854J-+GL5
	Blue	Voltage coil +	Flashing LED	854J-+GL6
	Clear	Voltage coil +	Flashing LED	854J-+GL7
	Yellow	Voltage coil +	Flashing LED	854J-+GL8

+	Voltage:	24 V AC/CC	Code:	24
		120 V AC		10
		240 V AC		20



















Sound modules

	Color	Description	Voltage	Catalog Number
	Black	One tone Piezo	24 V AC/CC	854J-B24SA3
	Black	One tone Piezo	120 V AC	854J-B10SA3
	Black	One tone Piezo	240 V AC	854J-B20SA3

Accessories 854J

Description	Catalog Number
Surface mounting base	854J-BSFC
Vertical mounting base	854J-BVMC
10 cm pole aluminium pole base	854J-BPM10C
25 cm pole aluminium pole base 25 cm	854J-BPM25C
10 cm quick release base	854J-BQ10C
25 cm quick release base	854J-BQ25C
Double sided base	854J-BDSC

**Ø 50 mm - 855E
Light Modules**

Color	Voltage	Light source	Catalog Number
	Voltage coil +	Steady LED	855E-+TL3
	Voltage coil +	Steady LED	855E-+TL4
	Voltage coil +	Steady LED	855E-+TL5
	Voltage coil +	Steady LED	855E-+TL6
	Voltage coil +	Steady LED	855E-+TL7
	Voltage coil +	Steady LED	855E-+TL8
	Voltage coil +	Flashing LED	855E-+GL3
	Voltage coil +	Flashing LED	855E-+GL4
	Voltage coil +	Flashing LED	855E-+GL5
	Voltage coil +	Flashing LED	855E-+GL6
	Voltage coil +	Flashing LED	855E-+GL7
	Voltage coil +	Flashing LED	855E-+GL8
	Voltage coil +	Incandescent	855E-+DN3
	Voltage coil +	Incandescent	855E-+DN4
	Voltage coil +	Incandescent	855E-+DN5
	Voltage coil +	Incandescent	855E-+DN6
	Voltage coil +	Incandescent	855E-+DN7
	Voltage coil +	Incandescent	855E-+DN8

+ Voltage:	24 V AC/CC	Code:	24
	120 V AC		10
	240 V AC		20

Sound Modules







Color	Description	Voltage	Catalog Number
Black	One tone Piezo	24 V AC/CC	855E-B24SA3
Black	One tone Piezo	120 V AC	855E-B10SA3
Black	One tone Piezo	240 V AC	855E-B20SA3







Color	Description	Voltage	Catalog Number
Black	Two tones piezo	24 V AC/CC	855E-B24TA3
Black	Two tones piezo	120 V AC	855E-B10TA3
Black	Two tones piezo	240 V AC	855E-B20TA3

Accessories 855E

Description	Catalog Number
Surface mounting base	855E-BCBC
Vertical mounting base	855E-BVMC
10 cm pole aluminium pole base	855E-BPM10C
25 cm pole aluminium pole base	855E-BPM25C
10 cm quick release base	855E-BMM10C
25 cm quick release base	855E-BMM25C




Ø 60 mm - 854K
Light Modules

Color	Voltage	Light source	Catalog Number
	Voltage coil +	Steady LED	854K-+TL3
	Voltage coil +	Steady LED	854K-+TL4
	Voltage coil +	Steady LED	854K-+TL5
	Voltage coil +	Steady LED	854K-+TL6
	Voltage coil +	Steady LED	854K-+TL7
	Voltage coil +	Steady LED	854K-+TL8

	Voltage coil +	Flashing LED	854K-+GL3
	Voltage coil +	Flashing LED	854K-+GL4
	Voltage coil +	Flashing LED	854K-+GL5
	Voltage coil +	Flashing LED	854K-+GL6
	Voltage coil +	Flashing LED	854K-+GL7
	Voltage coil +	Flashing LED	854K-+GL8

+ Voltage:	24 V AC/CC	Code:	24
	120 V AC		10
	240 V AC		20

Sound Modules

	Color	Description	Voltage	Catalog Number
	Black	One tone Piezo	24 V AC/CC	854K-B24SA3
	Black	One tone Piezo	120 V AC	854K-B10SA3
	Black	One tone Piezo	240 V AC	854K-B20SA3







Accessories 854K







Description	Catalog Number
Surface mounting base	854K-BSFC
Vertical mounting base	854K-BVMC
10 cm pole aluminium pole base	854K-BPM10C
25 cm pole aluminium pole base	854K-BPM25C
10 cm quick release base	854K-BQ10C
25 cm quick release base	854K-BQ25C
Double sided base	854K-BDSC







Ø 70 mm - 855T

(Discontinued in July 2019 and replaced by 856T)

Light Module

	Color	Voltage	Light source	Catalog Number
	Green	Voltage coil +	Steady LED	855T-B+TL3
	Red	Voltage coil +	Steady LED	855T-B+TL4
	Orange	Voltage coil +	Steady LED	855T-B+TL5
	Blue	Voltage coil +	Steady LED	855T-B+TL6
	Clear	Voltage coil +	Steady LED	855T-B+TL7
	Yellow	Voltage coil +	Steady LED	855T-B+TL8

	Green	Voltage coil +	Flashing LED	855T-B+GL3
	Red	Voltage coil +	Flashing LED	855T-B+GL4
	Orange	Voltage coil +	Flashing LED	855T-B+GL5
	Blue	Voltage coil +	Flashing LED	855T-B+GL6
	Clear	Voltage coil +	Flashing LED	855T-B+GL7
	Yellow	Voltage coil +	Flashing LED	855T-B+GL8

	Green	Voltage coil +	Incandescent	855T-B+DN3
	Red	Voltage coil +	Incandescent	855T-B+DN4
	Orange	Voltage coil +	Incandescent	855T-B+DN5
	Blue	Voltage coil +	Incandescent	855T-B+DN6
	Clear	Voltage coil +	Incandescent	855T-B+DN7
	Yellow	Voltage coil +	Incandescent	855T-B+DN8

+	Voltage:	24 V AC/CC	Code:	24
		120 V AC		10
		240 V AC		20

Sound Modules

Color	Description	Voltage	Catalog Number
Black	One tone piezo	Code +	855T-B + SA3
Black	Two tones piezo	Code +	855T-B + TA3
Black	One tone transducer	Code +	855T-B + SA1
Black	Two tone transducer	Coder +	855T-B + TA1








+	Voltage:	24 V AC/CC	Code:	24
		120 V AC		10
		240 V AC		20

Accessories 855T







Description	Catalog Number
Surface mounting base	855T-BCBC
Vertical mounting base	855T-BVMC
10 cm pole aluminium pole base	855T-BPM10C
25 cm pole aluminium pole base	855T-BPM25C
10 cm quick release base	855T-BMM10C
25 cm quick release base	855T-BMM25C

Ø 70 mm - 856T








Stackable Light Module

Color	Voltage	Light source	Catalog Number
	24 V AC/CC	Steady LED	856T-BT3
	24 V AC/CC	Steady LED	856T-BT4
	24 V AC/CC	Steady LED	856T-BT5
	24 V AC/CC	Steady LED	856T-BT6
	24 V AC/CC	Steady LED	856T-BT7
	24 V AC/CC	Steady LED	856T-BT8
	24 V AC/CC	Steady LED	856T-BT9







Non stackable modules:


	Color	Voltage	Light source	Catalog Number
	Green	24 V AC/CC	Steady LED / Flashing	856T-BGB3
	Red	24 V AC/CC	Steady LED / Flashing	856T-BGB4
	Orange	24 V AC/CC	Steady LED / Flashing	856T-BGB5
	Blue	24 V AC/CC	Steady LED / Flashing	856T-BGB6
	Clear	24 V AC/CC	Steady LED / Flashing	856T-BGB7
	Yellow	24 V AC/CC	Steady LED / Flashing	856T-BGB8

Special modules:




	Color	Voltage	Light source	Catalog Number
	Green	24 V AC/CC	LED multi-Function	856T-BB3
	Red	24 V AC/CC	LED multi-Function	856T-BB4
	Orange	24 V AC/CC	LED multi-Function	856T-BB5
	Blue	24 V AC/CC	LED multi-Function	856T-BB6
	Clear	24 V AC/CC	LED multi-Function	856T-BB7
	Yellow	24 V AC/CC	LED multi-Function	856T-BB8
	Magenta	24 V AC/CC	LED multi-Function	856T-BB9

multi-function: Steady / flashing / Strobo1 / Strobo2

	Color	Voltage	Light source	Catalog Number
	Green	24 V AC/CC	Rotating LED	856T-BR3
	Red	24 V AC/CC	Rotating LED	856T-BR4
	Orange	24 V AC/CC	Rotating LED	856T-BR5
	Blue	24 V AC/CC	Rotating LED	856T-BR6
	Clear	24 V AC/CC	Rotating LED	856T-BR7
	Yellow	24 V AC/CC	Rotating LED	856T-BR8

	Color	Voltage	Light source	Catalog Number
	Multi-color	24 V AC/CC	LED multi-color RGB	856T-BMC

Sound Module

	Color	Description	Catalog Number
	Black	Single Circuit Piezo, 8 Tones, Top Mount	856T-BP1
	Black	Single Circuit Piezo, 8 Tones, In line Mount	856T-BPL1
	Black	16 tones transducer	856T-BTR3

Power modules

Color	Description	Catalog Number
Black	24V CA/CC – up to 7 circuits	856T-B24C
Black	90-250V CA - 7 circuitis	856T-BAC7C
Black	90-250V CA - 3 circuits	856T-BAC3C

Base Adapters

Description	Catalog Number
Surface Mount base	856T-BMASN
Surface Mount with Pre-Installed Mounting Hardware base	856T-BMASH
Vertical Mount base	856T-BMAVM
10cm pole base	856T-BMAP10
25cm pole base	856T-BMAP25
40cm pole base	856T-BMAP40
60cm pole base	856T-BMAP60
10cm Threaded Tube (M20x1.5) base	856T-BMAT10
10cm Threaded Tube (M20x1.5) base	856T-BMAT25
10cm Base Quick release power feed+base	856T-B24Q10C
125m Base Quick release power feed+base	856T-B24Q25C

Other modules

Description	Catalog Number
Transition module from 855T to 856T	856T-ATM

Attention:

Use only 24V with a max 5 circuits with the following structure:

- Base 855T (24V)
- Transition Module 856T-ATM
- Max 5 circuits 856T modules

Terminal Blocks

IEC Terminal Blocks meet recognized international IEC standards and are designed for DIN rail mounting offering a wide range of high-density IEC block types, from general feed-through for control wiring to specialty blocks for grounding and isolation, plus thermocouple blocks designed for temperature-dependent process control applications.




Selection Guide: 1492-TD015

Screw type terminal blocks 1492-J

One circuit feed-through

UL file nº: E40735



Wire section	Amp Rating	Width		Color	Catalog Number
2,5 mm ²	24 A	5,1 mm		Grey	1492-J3
4 mm ²	32 A	6,1 mm		Grey	1492-J4
6 mm ²	41 A	8,1 mm		Grey	1492-J6
10 mm ²	57 A	10 mm		Grey	1492-J10
16 mm ²	76 A	12 mm		Grey	1492-J16
35 mm ²	125 A	16 mm		Grey	1492-J35
50 mm ²	150 A	18,5 mm		Grey	1492-J50
70 mm ²	192 A	20,5 mm		Grey	1492-J70

Neutral



Wire section	Amp Rating	Width		Color	Catalog Number
2,5 mm ²	24 A	5,1 mm		Blue	1492-J3-B
4 mm ²	32 A	6,1 mm		Blue	1492-J4-B
6 mm ²	41 A	8,1 mm		Blue	1492-J6-B
10 mm ²	57 A	10 mm		Blue	1492-J10-B
16 mm ²	76 A	12 mm		Blue	1492-J16-B
35 mm ²	125 A	16 mm		Blue	1492-J35-B
50 mm ²	150 A	18,5 mm		Blue	1492-J50-B
70 mm ²	192 A	20,5 mm		Blue	1492-J70-B

End plates / Separation plates


Wire section	Type	Color	Catalog Number
2,5 mm ² /4 mm ²	End	Grey	1492-EBJ3
6 mm ² /10 mm ²	End	Grey	1492-EBJ3
2,5 mm ² /4 mm ²	End	Blue	1492-EBJ3-B
2,5 mm ² /4 mm ² /6 mm ²	End	Grey	1492-EBJ16
10 mm ² /16 mm ² /35 mm ²	End	Grey	1492-EBJ16
2,5 mm ² /4 mm ² /6 mm ²	Separation	Grey	1492-EBJ16
10 mm ² /16 mm ² /35 mm ²	Separation	Grey	1492-EBJ16
16 mm ² /35 mm ²	Separation	Grey	1492-PPJD3

Jumpers


Wire section	Poles	Catalog Number
2,5 mm ²	2	1492-CJJ5-2
2,5 mm ²	3	1492-CJJ5-3
2,5 mm ²	4	1492-CJJ5-4
2,5 mm ²	10	1492-CJJ5-10
4 mm ²	2	1492-CJJ6-2
4 mm ²	3	1492-CJJ6-3
4 mm ²	4	1492-CJJ6-4
4 mm ²	10	1492-CJJ6-10
6 mm ²	2	1492-CJJ8-2
6 mm ²	10	1492-CJJ8-10
10 mm ²	2	1492-CJJ10-2
10 mm ²	10	1492-CJJ10-10
16 mm ²	10	1492-CJJ12-10
16 mm ²	10	1492-CJJ16-10

Grounding

Wire section	Width	Color	Catalog Number
2,5 mm ²	5,1 mm	Green/Yellow	1492-JG3
4 mm ²	6,1 mm	Green/Yellow	1492-JG4
6 mm ²	8,1 mm	Green/Yellow	1492-JG6
10 mm ²	10 mm	Green/Yellow	1492-JG10
16 mm ²	12 mm	Green/Yellow	1492-JG16
35 mm ²	16 mm	Green/Yellow	1492-JG35
50 mm ²	18,5 mm	Green/Yellow	1492-JG50
70 mm ²	20,5 mm	Green/Yellow	1492-JG70

End Plate


Wire section	Type	Color	Catalog Number
2,5 mm ²	End	Yellow	1492-EBJ3-Y

Two circuits feed-through

UL file nº: E40735



Wire section	Amp Rating	Width	Color	Catalog Number
2,5 mm ²	24 A	5,1 mm	Grey	1492-JD3
4 mm ²	32 A	6,1 mm	Grey	1492-JD4

Three circuits feed-through

UL file nº: E40735



Wire section	Amp Rating	Width	Color	Catalog Number
2,5 mm ²	24 A	5,1 mm	Grey	1492-JT3M

End plates / Separation plates


Wire section	Type	Color	Catalog Number
2,5 mm ²	End plate	Grey	1492-EBJD3
4 mm ²	End plate	Grey	1492-EBJD4
2,5 mm ²	Separation	Grey	1492-PPJD3

Jumpers


Wire section	Poles	Catalog Number
2,5 mm ²	2	1492-CJJ5-2
2,5 mm ²	3	1492-CJJ5-3
2,5 mm ²	4	1492-CJJ5-4
2,5 mm ²	10	1492-CJJ5-10
4 mm ²	2	1492-CJJ6-2
4 mm ²	3	1492-CJJ6-3
4 mm ²	4	1492-CJJ6-4
4 mm ²	10	1492-CJJ6-10

Isolation

UL file nº: E40735



Wire section	Amp Rating	Width		Color	Catalog Number
2,5 mm ²	24 A	5,1 mm		Grey	1492-JKD3

End plates / Separation plates


Wire section	Type		Color	Catalog Number
2,5 mm ²	End plate		Grey	1492-EBJ3
2,5 mm ²	Separation		Grey	1492-PPJD3

Jumpers


Wire section	Poles	Catalog Number
2,5 mm ²	10	1492-CJLJ5-10
2,5 mm ²	50	1492-CJLJ5-50

Fuse

UL file nº: E40735

Wire section	Fuse	Amp Rating	Width		Color	Catalog Number
4 mm ²	5x20 mm	12 A	8 mm		Black	1492-WFB4

DIN Rail

Type	Material	Plating	Length	Catalog Number
TS35 x 7,5 Symmetrical	Chromated Steel	Zinc	1m	199-DR1

End Anchors


Type	Application		Color	Catalog Number
Screw	Standard		Grey	1492-EAJ35
Screw	Heavy		Grey	1492-EAHJ35
Screwless	Standard		Grey	1492-ERL35

Snap in Markers: 1492-M


Frame	Quantity per sheet	Quantity per package	Catalog Number
5 x 8 mm	144	5	1492-M5X8
5 x 10 mm	144	5	1492-M5X10
5 x 12 mm	144	5	1492-M5X12
6 x 10 mm	120	5	1492-M6X10
6 x 12 mm	120	5	1492-M6X12
7 x 12 mm	108	5	1492-M7X12

Plotter and Printers: 1492-P


Description	Voltage	Catalog Number
Plotter X-Y ClearPlot™	220...240 V AC	1492-PLTKIT
Thermal Transfer ClearMultiprint™	100...240 V AC	1492-PRINTCMP
Thermal Transfer ClearmMark™	100...120 V AC	1492-PCMA110

Safety

Allen-Bradley offers the broadest portfolio of machine safety products on the market and with the most advanced solutions for integrating safety products and systems in the industry. This selection represents just a small part of the range.

For other products not included in this publication please see our website AB.com.



Safety Relay - MSR126



- For applications with Emergency stops, guards and light curtains
- Category 0 stop
- Short circuit detection
- 22,5 mm wide housing

Control Voltage	Input type	Safety channels	Reset	Catalog Number
24 AC/DC	OSSD or 1NC	2NO	Auto/man	440R-N23117
115V AC	OSSD or 1NC	2NO	Auto/man	440R-N23116
24 AC/DC	2NC	2NO	Auto/man	440R-N23114
115V AC	2NC	2NO	Auto/man	440R-N23113
24 AC/DC	OSSD or 1NC	2NO	Monitored Manual	440R-N23123
115V AC	OSSD or 1NC	2NO	Monitored Manual	440R-N23122
24 AC/DC	2NC	2NO	Monitored Manual	440R-N23120
115V AC	2NC	2NO	Monitored Manual	440R-N23119

Safety Relay - MSR127



- For applications with Emergency stops, guards and light curtains
- Category 0 stop
- Short circuit detection
- 22,5 mm wide housing

Control Voltage	Input type	Safety Outputs	Aux Output	Reset	Terminals	Catalog Number
24 AC/DC	1NC, 2NC, 2OSSD	3NO	1NC	Auto/man	Fixed	440R-N23126
115V AC	1NC, 2NC, 2OSSD	3NO	1NC	Auto/man	Fixed	440R-N23125
24 AC/DC	1NC, 2NC, 2OSSD	3NO	1NC	Monitored Manual	Fixed	440R-N23129
115V AC	1NC, 2NC, 2OSSD	3NO	1NC	Monitored Manual	Fixed	440R-N23128

Control Voltage	Input type	Safety Outputs	Auxiliary Outputs	Reset	Terminal	Catalog Number
24 AC/DC	1NC, 2NC, 2OSSD	3NO	1NC	Auto/man	Removable	440R-N23132
115V AC	1NC, 2NC, 2OSSD	3NO	1NC	Auto/man	Removable	440R-N23131
24 AC/DC	1NC, 2NC, 2OSSD	3NO	1NC	Monitored Manual	Removable	440R-N23135
115V AC	1NC, 2NC, 2OSSD	3NO	1NC	Monitored Manual	Removable	440R-N23134

GSR Safety Relay



- For use in a wide range of safety applications
- Up to PLe Cat 4 EN/ISO 13849-1 and SILCl3 EN/IEC 62061
- Simple AND / OR functions, timer and reset type can be selected
- SWS (single wire safety) for flexible functionality

Control Voltage	Inputs	Model	Safety Outputs	Auxiliary outputs	Catalog Number
24 DC	1 dual channel input	SI	2NO	1NC PNP	440R-S12R2
24 DC	1 dual channel input	CI	3NO	1NC	440R-S13R2
24 DC	2 dual channel inputs	DI	2NO	1NC PNP	440R-D22R2
24 DC	2 dual channel inputs	DIS	2NO OSSD	1NC PNP	440R-D22S2
24 DC	Speed monitoring	GLP	2NO OSSD	1NC PNP	440R-GL2S2P
24 DC	Safe stop timer applications	GLT	2NO OSSD 2 OSSD timed	1NC PNP	440R-GL2S2T
Ethernet/IP	Communication module				440R-ENETR

GSR Expansion modules



- Up to PLe Cat 4 EN/ISO 13849-1
- Up to SILCl3 to EN ISO 62061
- 22.5mm housing
- Connection to GSR relay by SWS

Control Voltage	Inputs	Safety contacts	Time delay	Auxiliary Outputs	Catalog Number
24 DC	1 SWS	4NO	-	1NC PNP	440R-EM4R2
24 DC	1 SWS	4 NO Time delayed	Up to 3000sec	1NC PNP	440R-EM4R2D

440C- CR30 - Configurable safety relay



- Up to PL"e" Cat 4 EN/ISO 13849-1
- Up to SILcl3 EN/IEC 62061
- Programmed using connected component workbench software
- Supports Micro800 standard plugins

Control Voltage	I/O	Max. Plug-ins	Catalog Number
24 DC	22 E/S configurable	2	440C-CR3022BBB

Plug-in modules for 440C-CR30



DI	DO	Relay	Catalog Number
4	4	-	2080-IQ4OB4
4	-	-	2080-IQ4
-	4	-	2080-OB4
-	-	4	2080-OW4I
Ethernet I/P gateway			440C-ENET
Memory module			2080MEMBAKRTC

Accessories for 440C-CR30



Description	Catalog Number
Power supply from 110V AC / 240V AC to 24V DC	2080PS120240VAC

Non Contact Switches - Ferrogard 1/2/21



- Magnetically operated switch
- High tolerance to misalignment
- Rectangular plastic housing
- IP67

Voltage	Safety contact	Auxiliary contact	Cable	Catalog Number
250V AC	1NC	-	2 mts	440N-G02001
250V AC	1NC	-	4 mts	440N-G02004
250V AC	1NC	1NO	2 mts	440N-G02002
250V AC	1NC	1NO	4 mts	440N-G02014
250V AC	2NC	1NO	2 mts	440N-G02055
250V AC	2NC	1NO	4 mts	440N-G02061
24V DC	2NC	1NO	2 mts	440N-G02058
24V DC	2NC	1NO	4 mts	440N-G02077

Non Contact Switches - Ferrogard 6/9



- Magnetically operated switch
- High tolerance to misalignment
- Rectangular plastic housing
- IP67

Voltage	Safety contact	Cable	Catalog Number
250V AC	1NC	2 mts	440N-G02023
250V AC	1NC	4 mts	440N-G02028
24V DC	1NC	2 mts	440N-G02044
24V DC	1NC	4 mts	440N-G02075

Non Contact Switches - Ferrogard 2/21 GD2



- Magnetically operated switch
- High tolerance to misalignment
- Rectangular plastic housing
- IP68

Voltage	Safety contact	Auxiliary contact	Cable	Catalog Number
250V AC	1NC	1NO	3 mts	440N-G02112
24V DC	1NC	1NO	3 mts	440N-G02118
250V AC	2NC	1NO	3 mts	440N-G02117
24V DC	2NC	1NO	3 mts	440N-G02123

Non Contact Switches – Magnetically coded MC1 and MC2



- Magnetically coding switch
- High tolerance to misalignment
- Rectangular plastic housing
- IP67

Voltage	Family	Led indication	Safety outputs	Auxiliary contact	Connection	Catalog Number
24V DC	MC1	No	2NC reeds	-	M12 8 pin	440N-Z2NRS1C
24V DC	MC1	No	2NC reeds	-	3m cable	440N-Z2NRS1A
24V DC	MC1	No	2NC reeds	-	10m cable	440N-Z2NRS1B
24V DC	MC2	Yes	2NC OSSD	1 PNP	M12 8 pin	440N-Z21W1PH
24V DC	MC2	Yes	2NC OSSD	1 PNP	3m cable	440N-Z21W1PA
24V DC	MC2	Yes	2NC OSSD	1 PNP	10m cable	440N-Z21W1PB

Non Contact Switches - Sipa S1



- Magnetic coding switch
- High tolerance to misalignment
- Connects to a Sipa control unit
- Rectangular plastic housing
- IP67

Safety contact	Auxiliary contact	Cable	Catalog Number
1NC + 1NO	-	3 mts	440N-S32014
1NC + 1NO	-	10 mts	440N-S32016
1NC + 1NO	1NC	3 mts	440N-S32022
1NC + 1NO	1NC	10 mts	440N-S32032
1NC + 1NO	1NO	3 mts	440N-S32037
1NC + 1NO	1NO	10 mts	440N-S32036

Non Contact Switches - Sipa S2



- Magnetic coding switch
- High tolerance to misalignment
- Connects to a Sipa control unit
- Thin plastic housing
- IP67

Safety Contact	Auxiliary contact	Cable	Catalog Number
1NC + 1NO	-	3 mts	440N-S32015
1NC + 1NO	-	10 mts	440N-S32017
1NC + 1NO	1NC	3 mts	440N-S32023
1NC + 1NO	1NC	10 mts	440N-S32033
1NC + 1NO	1NO	3 mts	440N-S32038
1NC + 1NO	1NO	10 mts	440N-S32039

Non Contact Switches – Sipa Control Unit



- Possibility to connect multiple sensors
- Works as a safety controller
- Suitable for performance levels PLe or PLd ISO 13849-1

Voltage	Safety contact	Auxiliary contact	Catalog Number
24V DC	1NO	1NC OSSD	440N-S32013
24V DC, 110/230V AC	2NO	1NC	440N-S32021

FID coded Non contact safety switch - SensaGuard with Barrel housing



- RFID coding switch
- Up to PL"e" according to EN/ISO 13849-1
- High or low level coding to ISO14119
- M18 plastic cylindrical housing
- IP69K

Voltage	Safety outputs	Auxiliary output	Actuator	Sensing Distance	Code type	Connection	Catalog Number
24V DC	2 OSSD	PNP	18 mm	15 mm	Low level	3m cable	440N-Z21S16A
24V DC	2 OSSD	PNP	18 mm	15 mm	Low Level	10m cable	440N-Z21S16B
24V DC	2 OSSD	PNP	18 mm	15 mm	Low level	M12 5pin	440N-Z21S16J
24V DC	2 OSSD	PNP	18 mm	15 mm	Low Level	M12 8pin	440N-Z21S16H
24V DC	2 OSSD	PNP	18 mm	15 mm	High Level	3m cable	440N-Z21U16A
24V DC	2 OSSD	PNP	18 mm	15 mm	High Level	10m cable	440N-Z21U16B
24V DC	2 OSSD	PNP	18 mm	15 mm	High Level	M12 5pin	440N-Z21U16J
24V DC	2 OSSD	PNP	18 mm	15 mm	High Level	M12 8pin	440N-Z21U16H
24V DC	2 OSSD	PNP	30 mm	25 mm	Low level	3m cable	440N-Z21S26A
24V DC	2 OSSD	PNP	30 mm	25 mm	Low Level	10m cable	440N-Z21S26B
24V DC	2 OSSD	PNP	30 mm	25 mm	Low level	M12 5pin	440N-Z21S26J
24V DC	2 OSSD	PNP	30 mm	25 mm	Low level	M12 8pin	440N-Z21S26H
24V DC	2 OSSD	PNP	30 mm	25 mm	High level	3m cable	440N-Z21U26A
24V DC	2 OSSD	PNP	30 mm	25 mm	High level	10m cable	440N-Z21U26B
24V DC	2 OSSD	PNP	30 mm	25 mm	High level	M12 5pin	440N-Z21U26J
24V DC	2 OSSD	PNP	30 mm	25 mm	High level	M12 8pin	440N-Z21U26H

RFID coded Non contact safety switch - SensaGuard with Barrel housing



- RFID coding switch
- Up to PL"e" according to EN/ISO 13849-1
- High or low level coding to ISO14119
- M18 stainless steel cylindrical housing
- IP69K

Voltage	Safety outputs	Auxiliary output	Actuator	Sensing Distance	Code type	Connection	Catalog Number
24V DC	2 OSSD	PNP	18 mm	10 mm	Low level	3m cable	440N-Z21S17A
24V DC	2 OSSD	PNP	18 mm	10 mm	Low Level	10m cable	440N-Z21S17B
24V DC	2 OSSD	PNP	18 mm	10 mm	Low level	M12 5pin	440N-Z21S17J
24V DC	2 OSSD	PNP	18 mm	10 mm	Low level	M12 8pin	440N-Z21S17H
24V DC	2 OSSD	PNP	18 mm	10 mm	High level	3m cable	440N-Z21U17A
24V DC	2 OSSD	PNP	18 mm	10 mm	High level	10m cable	440N-Z21U17B
24V DC	2 OSSD	PNP	18 mm	10 mm	High level	M12 5pin	440N-Z21U17J
24V DC	2 OSSD	PNP	18 mm	10 mm	High level	M12 8pin	440N-Z21U17H

RFID coded Non contact safety switch - SensaGuard with rectangular housing


- RFID coding switch
- Up to PL"e" according to EN/ISO 13849-1
- High or low level coding to ISO14119
- Plastic rectangular housing
- IP69K

Voltage	Safety outputs	Auxiliary output	Margin Indication	Code Type	Connection	Catalog Number
24V DC	2 OSSD	PNP	No	Low level	3m cable	440N-Z21SS2A
24V DC	2 OSSD	PNP	No	Low Level	10m cable	440N-Z21SS2B
24V DC	2 OSSD	PNP	No	Low level	M12 5pin	440N-Z21SS2J
24V DC	2 OSSD	PNP	No	Low level	M12 8pin	440N-Z21SS2H
24V DC	2 OSSD	PNP	No	High level	3m cable	440N-Z21US2A
24V DC	2 OSSD	PNP	No	High level	10m cable	440N-Z21US2B
24V DC	2 OSSD	PNP	No	High level	M12 5pin	440N-Z21US2J
24V DC	2 OSSD	PNP	No	High level	M12 8pin	440N-Z21US2H
24V DC	2 OSSD	PNP	Yes	Low level	3m cable	440N-Z21SS2AN
24V DC	2 OSSD	PNP	Yes	Low Level	10m cable	440N-Z21SS2BN
24V DC	2 OSSD	PNP	Yes	Low level	M12 5pin	440N-Z21SS2JN
24V DC	2 OSSD	PNP	Yes	Low level	M12 8pin	440N-Z21SS2HN
24V DC	2 OSSD	PNP	Yes	High level	3m cable	440N-Z21US2AN
24V DC	2 OSSD	PNP	Yes	High level	10m cable	440N-Z21US2BN
24V DC	2 OSSD	PNP	Yes	High level	M12 5pin	440N-Z21US2JN
24V DC	2 OSSD	PNP	Si	High level	M12 8pin	440N-Z21US2HN
24V DC	2 OSSD	PNP	Yes+ magnetic latch	Low level	3m cable	440N-Z21SS2AN
24V DC	2 OSSD	PNP	Yes+ magnetic latch	Low Level	10m cable	440N-Z21SS2BN9
24V DC	2 OSSD	PNP	Yes+ magnetic latch	Low level	M12 5pin	440N-Z21SS2JN9
24V DC	2 OSSD	PNP	Yes+ magnetic latch	Low level	M12 8pin	440N-Z21SS2HN9
24V DC	2 OSSD	PNP	Yes+ magnetic latch	High level	3m cable	440N-Z21US2AN9
24V DC	2 OSSD	PNP	Yes+ magnetic latch	High level	10m cable	440N-Z21US2BN9
24V DC	2 OSSD	PNP	Yes+ magnetic latch	High level	M12 5pin	440N-Z21US2JN9
24V DC	2 OSSD	PNP	Yes+ magnetic latch	High level	M12 8pin	440N-Z21US2HN9

RFID coded Non contact safety switch - SensaGuard with integrated magnetic latch


- RFID coding switch
- Up to PL"e" according to EN/ISO 13849-1
- High or low level coding to ISO14119
- Plastic rectangular housing
- IP69K

Voltage	Safety outputs	Auxiliary output	Code Type	Connection	Catalog Number
24V DC	2 OSSD	PNP	Low Level	3m cable	440N-Z21SS3PA
24V DC	2 OSSD	PNP	Low Level	10m cable	440N-Z21SS3PB
24V DC	2 OSSD	PNP	Low Level	M12 8pin	440N-Z21SS3PH
24V DC	2 OSSD	PNP	High Level	3m cable	440N-Z21US3PA
24V DC	2 OSSD	PNP	High level	10m cable	440N-Z21US3PB
24V DC	2 OSSD	PNP	High Level	M12 8pin	440N-Z21US3PH

Key Interlock Switches - Trojan 5 GD2


- 4 possible actuator entry points
- Metal head
- Tamper-proof actuator
- IP67

Safety contact	Auxiliary contact	Actuator	Catalog Number
2NC	1NO BBM		440K-T11147
Actuator		Standard	440G-A27011
Actuator		Flexible	440G-A27143

Key Interlock Switches - Trojan 5


- 4 possible actuator entry points
- Tamper-proof actuator

Safety contact	Auxiliary contact	Actuator	Catalog Number
2NC	-	Standard	440K-T11303
1NC	1NO BBM	Standard	440K-T11305

Key Interlock Switches – Elf



- Ideal for small, light guards
- 8 possible actuator entry points
- IP67

Safety contact	Auxiliary contact	Actuator	Catalog Number
1NC	1NO	Flat	440K-E33036
1NC	1NO	90°	440K-E33040
2NC	-	Flat	440K-E33080
2NC	-	90°	440K-E33041
Actuator		Semi-flexible	440K-A21030

Key Interlock Switches- Cadet 3



- Ideal for small, light guards
- 8 possible actuator entry points
- IP67

Safety contact	Auxiliary contact	Actuator	Catalog Number
3NC	1NO BBM	90°	440K-C21097
2NC	1NO BBM	Flat	440K-C21098
2NC	1NO BBM	90°	440K-C21061
Actuator		Semi-flexible	440K-A21030

Tongue interlock switches - Trojan 5



- 4 possible actuator Entry points
- IP67

Safety contacts	Auxiliary contact	Actuator	Catalog Number
2NC	1NO BBM	Standard	440K-T11090
2NC	1NO BBM	Semi flexible	440K-T11110
2NC	1NO BBM	Flexible	440K-T11467

Key Interlock Switch - MT-GD2



- Metal housing
- 8 possible actuator Entry points
- IP67

Safety contact	Auxiliary contact	Actuator	Latch	Catalog Number
3NC	1NO BBM	-	No	440K-MT55002
2NC	2NO BBM	-	No	440K-MT55005
3NC	1NO BBM	-	Yes	440K-MT55039
Actuator		Standard		440K-A27011
Actuator		Flat		440K-A11112
Actuator		Flexible		440K-A27143

Key Interlock Switch with Guard-locking - TLS-GD2



- Metal Actuator entry
- 8 possible actuator Entry points
- IP67

Voltage	Safety Contact	Monitored Contact	Lock function	Actuator	Catalog Number
24V DC	2NC	1NO+1NC	Power to release	-	440G-T27121
110V AC	2NC	1NO+1NC	Power to Release	-	440G-T27124
24V DC	2NC	1NO+1NC	Power to lock	-	440G-T27127
110V AC	2NC	1NO+1NC	Power to lock	-	440G-T27132
24V DC	2NC	2NC	Power to Release	-	440G-T27134
110V AC	2NC	2NC	Power to Release	-	440G-T27138
Actuator				Standard	440K-A27011
Actuator				Flat	440K-A11112
Actuator				Flexible	440K-A27143

Guardlocking switch with RFID coding- 440G-LZ



- Actuator RFID
- For partial body access
- PL"e", CAT4, SIL3
- IP 69K

Control Voltage	Safety output	Aux output	Actuator	Lock function	Connection	Catalog Number
24V DC	2 OSSD	1 PNP	Low level	Power to release	3m cable	440G-LZS21SPRA
24V DC	2 OSSD	1 PNP	Low level	Power to release	M12 8pin	440G-LZS21SPRH
24V DC	2 OSSD	1 PNP	Low level	Power to lock	M12 8pin	440G-LZS21SPLH
24V DC	2 OSSD	1 PNP	High level	Power to release	M12 8pin	440G-LZS21UPRH

Guardlocking switch with RFID coding - 440G-TLS-Z GD2



- Actuator RFID
- For full body access
- PL"e", CAT4, SIL3

Control Voltage	Safety output	Aux output	Actuator	Lock function	Connection	Catalog Number
24V DC	2 OSSD	1 PNP	Flexible	Power to release	3m cable	440G-TZS21UPRH
24V DC	2 OSSD	1 PNP	Flexible	Power to lock	M12 8pin	440G-TZS21UPLH

Electro magnetic locking switch for process locking applications 440G-EZ



Control Voltage	Safety outputs	Auxiliary output	Actuator coding	Lock function	Connection	Catalog Number
24V DC	2 OSSD	1 PNP	Low Level	Power to lock	5 pin QD connection	440G-EZS21STL05J
24V DC	2 OSSD	-	Low Level	Power to lock	8 pin QD connection	440G-EZS21STL05H
Spare Actuator						440G-EMAS
5pin QD M12 cable						889D-F5NC-5
8pin QD M12 cable						889D-F8NB-5

Key Interlock Switch with Guardlocking - Atlas 5



- High tolerance to misalignment
- High-strength housing
- Power to release
- Auxiliary contact 1NO

Voltage	Safety contact	Monitored contact	Catalog Number
24V AC/DC	2NC	1NO+1NC	440G-L07264
110V AC	2NC	1NO+1NC	440G-L07263
230V AC DC	2NC	1NO+1NC	440G-L07262

Hinge Interlock Switch – Sprite



- Ideal for small, light guards
- 4 Shaft positions
- Adjustable angle
- IP67

Safety contact	Shaft	Catalog Number
2NC	Solid - 80 x 10 dia	440H-S34019
2NC	Solid - 50 x 10 dia	440H-S34010

Hinge Interlock Switch - Ensign 3



- Ideal for small, light guards
- 4 Shaft positions
- Adjustable angle
- IP67

Safety contact	Auxiliary contact	Shaft	Catalog Number
3NC	-	Solid - 80 x 10 dia	440H-E22025
2NC	1NO BBM	Solid - 80 x 10 dia	440H-E22027
2NC	1NO BBM	Pre-bored - 30 x 16 dia	440H-E22064

Hinge Interlock Switch – Rotacam



- Ideal for heavy duty
- Isolates power within 5 degrees of door movement
- IP66

Safety contact	Shaft	Catalog Number
2NC	Solid - 30 x 16 dia	440H-R03074
2NC	Hollow - 30 x 16 dia	440H-R03079

Switch limit head - 440P 22mm plastic housing

- 4 shaft positions
- Ideal for small, light guards
- Adjustable angle



Actuator	Contact	Catalog Number
Short Lever Plastic Roller	1NA + 1NC	440P-CSLS11B
Roller Plunger	1NA + 1NC	440P-CRPS11B
Dome plunger	1NA + 1NC	440P-CDPS11B
Lever	1NA + 1NC	440P-CHLS11B
Adjustable lever	1NA + 1NC	440P-CALS11B

Switch Limit Switch - 440P 30mm metal housing

- Ideal for small, light guards
- 4 Shaft positions
- Adjustable angle
- Metal body

Actuator	Contact	Catalog Number
Roller	1NA + 1NC	440P-MSLS11B
Roller Plunger	1NA + 1NC	440P-MRPS11B
Plunger	1NA + 1NC	440P-MDPS11B
Adjustable lever	1NA + 1NC	440P-MALS11B

Switch Limit Switch - 440P 22mm miniature housing

- 2m cable

Actuator	Contact	Catalog Number
Roller	1NA + 1NC	440P-ASLS11C
Roller Plunger	1NA + 1NC	440P-ARPS11CS
Plunger	1NA + 1NC	440P-ADPS11CS

Cable Pull Switches - Lifeline 3

- High strength aluminum alloy housing
- Up to 30 meters
- Reset switch in housing



Safety contact	Aux contact	Catalog Number
2NC	1NO	440E-D13100
Lifeline cable bolt		440E-A17003
Spring		440E-A17078

Cable Pull Switch - Lifeline 4

- High strength aluminum alloy housing
- Emergency mushroom included
- Reset switch in housing
- Up to 125m cable length



Safety contact	Aux contact	Max. Cable Length	Catalog Number
2NC	2NO	75m	440E-L13137
3NC	1NO	75m	440E-L13042
2NC	2NO	125m	440E-L13153
Lifeline cable bolt			440E-A17003
Spring			440E-A17078

Cable Pull Switch - Lifeline 5

- OSSD outputs
- Electronic cable monitoring system that compensates for thermal expansion
- 5-pin QD connectors for stand-alone and 8-pin for cascading
- Up to 100 meters



Type	Conexión	Catalog Number
With Emergency Stop	QD 5 pins	440E-LL5SE5
Stainless Steel Housing	QD 5 pins	440E-LL5SS5
Without Emergency Stop	QD 5 pins	440E-LL5SN5
With Emergency Stop	QD 8 pins	440E-LL5SE8
Stainless Steel Housing	QD 8 pins	440E-LL5SS8
Without Emergency Stop	QD 8 pins	440E-LL5SN8

Lifeline Cable Tensioning System Kit

Installation Kits includes rope, one turnbuckle tensioner, eight rope grips and eyebolts, nuts and washers depending on the length of the rope.



Cable length	Catalog Number
5 meters	440E-A13079
10 meters	440E-A13080
15 meters	440E-A13081
20 meters	440E-A13082
30 meters	440E-A13083
50 meters	440E-A13084
75 meters	440E-A13085

Safety Light Curtain for point of operation applications - GuardShield 450L-B

- Up to PL”e” according to EN/ISO 13849-1
- Universal transceiver for both emitter and receiver
- Select the plug in module for the functionality required (emitter, receiver, reset, EDM...)
- Up to 7m operating range



Resolution	Height	Catalog Number
14mm	300mm	450L-B4FN0300YD
14mm	450mm	450L-B4FN0450YD
14mm	600mm	450L-B4FN0600YD
14mm	750mm	450L-B4FN0750YD
14mm	900mm	450L-B4FN0900YD
14mm	1200mm	450L-B4FN1200YD
30mm	300mm	450L-B4HN0300YD
30mm	450mm	450L-B4HN0450YD
30mm	600mm	450L-B4HN0600YD
30mm	750mm	450L-B4HN0750YD
30mm	900mm	450L-B4HN0900YD
30mm	1050mm	450L-B4HN1050YD
30mm	1200mm	450L-B4HN1200YD
30mm	1800mm	450L-B4HN1800YD
Emitter plug-in M12 5 pin		450L-APT-PW-5
Emitter plug-in M12 8 pin		450L-APT-PW-8
Receiver plug-in M12 5 pin		450L-APR-ON-5
Receiver plug-in M12 8 pin		450L-APR-ED-8
Universal plug-in module 8 pin		450L-APU-UN-8

Safety Light Curtain for point of operation applications – GuardShield 450L-E

- Up to PL"e" according to EN/ISO 13849-1
- Universal transceiver for both emitter and receiver
- Select the plug in module for the functionality required (Emitter, receiver, reset, EDM, muting, blanking, cascading...)
- Up to 16.2m operating range



Resolution	Height	Catalog Number
14mm	300mm	450L-E4FL0300YD
14mm	450mm	450L-E4FL0450YD
14mm	600mm	450L-E4FL0600YD
14mm	750mm	450L-E4FL0750YD
14mm	900mm	450L-E4FL0900YD
14mm	1200mm	450L-E4FL1200YD
30mm	300mm	450L-E4HL0300YD
30mm	450mm	450L-E4HL0450YD
30mm	600mm	450L-E4HL0600YD
30mm	750mm	450L-E4HL0750YD
30mm	900mm	450L-E4HL0900YD
30mm	1050mm	450L-E4HL1050YD
30mm	1200mm	450L-E4HL1200YD
30mm	1800mm	450L-E4HL1800YD

Description	Catalog Number
Universal plug in for emitter or receiver M12 8 pin	450L-APU-UN-8
Emitter plug-in M12 5 pin	450L-APT-PW-5
Emitter plug-in M12 8 pin	450L-APT-PW-8
Receiver plug-in M12 8 pin	450L-APR-ON-5
Receiver plug-in M12 8 pin	450L-APR-ED-8
Receiver plug-in for Blanking M12 5 pin	450L-APR-BL-5
Receiver plug-in for muting and blanking M12 8 pin	450L-APU-UN-8
Cascading plug-in M12 8 pin	450L-APC-IO-8
5m QD cable M12 5pin	889D-F5BC-5
5m QD cable M12 8 pin	889D-F8AB-5

Safety Light Curtain for perimeter access control systems – Guardshield 445L


- IP65
- M12 connectors



Number of beams	Height	Rang	Catalog Number
2	600mm	0m a 18m	445L-103002-0048
2	600mm	5m a 30m	445L-P4S2500YD
3	840mm	5m a 30m	445L-P4S3400YD
4	960mm	0m a 18m	445L-103002-0007

Safety Light curtain for point of operation applications - GuardShield Micro 400

- Compact housing size
- Functionality provided by MSR41 or 42 safety relay



Resolution	Height	IP rating	Catalog Number
14mm	50mm	IP54	445L-P4C0050FP
14mm	100mm	IP54	445L-P4C0100FP
14mm	150mm	IP54	445L-P4C0150FP
14mm	150mm	IP69K	445L-P4C0150KD
14mm	200mm	IP54	445L-P4C0200FP
14mm	250mm	IP54	445L-P4C0250FP
14mm	300mm	IP54	445L-P4C0300FP
14mm	350mm	IP54	445L-P4C0350FP
14mm	400mm	IP54	445L-P4C0400FP
14mm	450mm	IP54	445L-P4C0450FP
14mm	500mm	IP54	445L-P4C0500FP
14mm	600mm	IP54	445L-P4C0600FP
14mm	600mm	IP69K	445L-P4C0600KD
14mm	650mm	IP54	445L-P4C0650FP
14mm	700mm	IP54	445L-P4C0700FP
14mm	750mm	IP54	445L-P4C0750FP
14mm	800mm	IP54	445L-P4C0800FP
14mm	900mm	IP54	445L-P4C0900FP
14mm	1050mm	IP54	445L-P4C1050FP

Resolution	Height	IP rating	Catalog Number
14mm	1200mm	IP54	445L-P4C1200FP
30mm	150mm	IP54	445L-P4E0150FP
30mm	300mm	IP54	445L-P4E0300FP
30mm	450mm	IP54	445L-P4E0450FP
30mm	550mm	IP54	445L-P4E0550FP
30mm	600mm	IP54	445L-P4E0600FP
30mm	750mm	IP54	445L-P4E0750FP
30mm	900mm	IP54	445L-P4E0900FP
30mm	1050mm	IP54	445L-P4E1050FP
30mm	1200mm	IP54	445L-P4E1200FP

Safety relay for On/Off functions MSR41



MSR41 - ON/OFF	440R-P221AGS
----------------	--------------

Multifunction safety relay - MSR42



- Suitable for muting and blanking applications

Mounting	Frame	Catalog Number
35mm carril DIN	22,5mm	440R-P226AGS-NNR

Programable Minicontrollers

Micro800

- Cost effective and compact controllers available with different I/O options (from 10 to 48 I/O)
- With option to add I/O as a plug-in or as an external card



Complete Selection Guide: 2080-SG001

Micro810



Power Source	Digital Inputs		Digital Outputs		Analog I.*	Catalog Number
	120/240 Vac	12...24 Vdc/Vac	Relé	SRC 24 Vdc		
24 Vcc		8	4		4	2080-LC10-12QWB
120..240Vac	8		4			2080-LC10-12AWA
12..24Vcc		8		4	4	2080-LC10-12QBB
12Vcc		8	4		4	2080-LC10-12DWD

*Analog inputs shared with the digital inputs

Accessories Micro810



Description	Catalog Number
1.5" LCD and Keypad	2080-LCD
USB Port Adapter	2080-USBADAPTER

Micro820



- Non isolated RS232 and RS485 and Ethernet port 10/100 Base-T
- Option for microSD
- Program download through USB with the remote LCD
- 2 Plug-in modules maximum up until 36 points

Digital Inputs		Digital Outputs		Analog I*	Analog O.	Compat PWM	Catalog Number**
120Vac	24 Vdc/Vac	Relé	24Vdc Surtidor	0...10V	0...10V		
	12		7	4	1	1	2080-LC20-20QBB
	12	7		4	1		2080-LC20-20QWB
8	4	7		4	1		2080-LC20-20AWB

Accessories Micro820



Description	Catalog Number
Remote 1.5" LCD with keypad	2080-REMLCD

Micro830


- Non isolated RS232 and RS485, and USB port for programming
- 24V DC power supply
- HSC inputs, and PWM/PTO compatible outputs (up to 100kHz)
- Withdrawable modules for the 24- and 48-points devices

Digital Input		Digital Output			Compa PTO*	Compa HSC	Nº max Plug-ins**	Catalog Number
120 Vac	24 Vdc/ Vac	Relay	24V Sink	24V Source				
	6	4				2	2	2080-LC30-10QWB
	6		4		1	2	2	2080-LC30-10QVB
10	8	6					2	2080-LC30-16AWB
	10	6				2	2	2080-LC30-16QWB
	10		6		1	2	2	2080-LC30-16QVB
	14			10	2	4	3	2080-LC30-24QBB
	14		10		2	4	3	2080-LC30-24QVB
	14	10				4	3	2080-LC30-24QWB
28		20					5	2080-LC30-48AWB
	28			20	3	6	5	2080-LC30-48QBB
	28		20		3	6	5	2080-LC30-48QVB
	28	20				6	5	2080-LC30-48QWB

* Compatibility con PTO/PWM

** Up until 132-points

Micro850


- Non-isolated serial port RS232 and RS485, and USB port for programming
- Ethernet port 10/100 Base-T
- 24V DC power supply
- Up to 4 external expansion I/O modules
- HSC inputs, and PWM/PTO compatible outputs (up to 100kHz)

Digital Inputs		Digital Outputs			Compa PTO*	Compa HSC	Nº max Plug-ins**	Catalog Number
120 Vac	24 Vdc/ Vac	Relay	24V Sink	24V Source				
14		10					3	2080-LC50-24AWB
	14			20	2	4	3	2080-LC50-24QBB
	14		10		2	4	3	2080-LC50-24QVB
	14	10				4	3	2080-LC50-24QWB
28		20					5	2080-LC50-48AWB
	28			20	3	6	5	2080-LC50-48QBB
	28		20		3	6	5	2080-LC50-48QVB
	28	20				6	5	2080-LC50-48QWB

* Compatibility con PTO/PWM

** Up until 132-points

Micro870

- Non isolated serial port RS232 and RS485, and USB port for programming
- Ethernet port 10/100 Base-T
- 24V DC power supply
- Up to 8 external expansion I/O modules
- HSC inputs, and PWM/PTO compatible outputs (up to 100kHz)



Digital Inputs	Digital Outputs		Compat. PTO/PWM*	Compat. HSC	Nº max Plug-ins*	Catalog Number***
	12...24 Vdc	Relay				
14	10			4	3	2080-LC70-24QWB
14		10	2	4	3	2080-LC70-24QBB

*Up to a total of 304-points

**Add "K" to the Catalog Number for Conformal Coating option. Example: 2080-LC70-24_ _BK

Accessories Micro870



Description	Catalog Number
Expansion Power Supply *	2085-EP24VDC

*This module is mandatory for more than 4 I/O expansion module


Plug-ins modules for Micro 820, Micro 830, Micro 850 and Micro 870

Plug-in I/O Modules



Digital Inputs	Digital Outputs			Analog Inputs	Analog Outputs	Catalog Number
	Relay	Source	Sink			
4 (24 Vdc)						2080-IQ4
		4(24 Vdc)				2080-OB4
			4 (24Vdc)			2080-OV4
4 (24 Vdc)		4(24 Vdc)				2080-IQ4OB4
4 (24 Vdc)			4 (24 Vdc)			2080-IQ4OV4
	4					2080-OW4I
				2 (12 bits)		2080-IF2*
				4 (12 bits)		2080-IF4*
					2 (12 bits)	2080-OF2*


*Configurable signals in voltage (0...10V) or current (0...20mA)

Plug-in Modules





Description	Catalog Number
2 channels non-isolated RTD	2080-RTD2
2 channels non-isolated thermocouple	2080-TC2
RS232/485 Isolated Serial Port	2080-SERIALISOL
Memory module with RTC	2080-MEMBAK-RTC
DeviceNet Scanner	2080-DNET20
High speed counter	2080-MOT-HSC
6-Channel Trim Potentiometer Analog Input	2080-TRIMPOT6

Plug-in Modules (ONLY for Micro870 and Micro 850)


Description	Catalog Number
Memory Module with RTC	2080-MEMBAK-RTC2

Additional Plug-in Modules


Description	Provider	Catalog Number
4 analog inputs (Volt/Int/temp)	Spectrum Controls	2080SC-IF4U
2 relay outputs (10A)	Spectrum Controls	2080SC-OW2IHC
4 termistor inputs	Spectrum Controls	2080SC-NTC
BAC Net communication module	Spectrum Controls	2080SC-BAC
Single channel weigh scale module	Hardy	HI-2080-WS

Expansion Modules for Micro 850 and Micro 870





Digital Inputs	Digital Outputs			Analog Inputs**	Analog Output**	Catalog Number
	Relay	Source	Sink			
8 (120 Vac)						2085-IA8
8 (240 VaC)						2085-IM8
		8 Triac*				2085-OA8
16 (12/24Vdc)						2085-IQ16
32 (12/24Vdc)						2085-IQ32T
		16(12/24Vdc)				2085-OB16
			16(12/24Vdc)			2085-OV16
		8(VAC/Vdc)				2085-OW8
		16(VAC/ Vdc)				2085-OW16
				4 (14 bits)		2085-IF4
				8 (14 bits)		2085-IF8
					4 (12 bits)	2085-OF4

*Triac Outputs at 120/240 Vac

**Configurable signals in voltage (0...10V/-10...+10V) or current (0...20mA)

Additional Expansion Modules


Inputs and Outputs



Digital Outputs		Analog Outputs		Analog outputs	Provider	Catalog Number
Source	Sink	Current	Voltage			
32(24Vdc)					Spectrum	2085sc-OB32
	32(24Vdc)				Spectrum	2085sc-OV32
		4 (16 bits)		4 (16 bits)	Spectrum	2085sc-IF4OF4*
		8 (16 bits)			Spectrum	2085sc-IF8u**
		16 (16 bits)			Spectrum	2085sc-IF16C
			16(16 bits)		Spectrum	2085sc-IF16V
				8 (16 bits)	Spectrum	2085sc-OF8*

* Configurable signals in voltage (0...5/0...10V/-10...+10V) or current (0...20mA)
 **Differential signals V/I/Thermocouple/RTD


Others



Description	Catalog Number
4 RTD and TC channels (isolated)	2085-IRT4
Bus terminator	2085-ECR
Power Supply (ONLY Micro870)*	2085-EP24VDC

* This module is mandatory for more than 4 I/O expansion modules

Accessories Micro800



Description	Catalog Number
Power Supply 100...120V AC/200...240V AC at 24V DC (0.5A)	2080-PSAC-12W
Power Supply 100...120V AC/200...240V AC at 24V DC (1.6A)	2080-PS120-240VAC

Software



Description	Catalog Number
Standard Edition	rockwellautomation.com/go/lit/ccws
Developer Edition	9328-CCWDEVENE

Programmable Controllers

CompactLogix 5370 L1: 1769

The controller includes:

- Integrated 24Vdc power supply
- 2 EtherNet/IP ports with 1 IP address
- Integrated digital I/O
- Possibility of local expansion modules with 1734 POINT I/O.



Digital Inputs 24VDC	Digital Outputs 24VDC	Memory	Max. EtherNet/IP nodes	Shaft	Max Local I/O Modules	Catalog Number
16	16	384 KB	4	-	6 modules POINT I/O	
16	16	512 KB	8	-	8 modules POINT I/O	1769-L18ER-BB1B
16	16	512 KB	8	2	8 modules POINT I/O	1769-L18ERM-BB1B
16	16	1 MB	8	-	8 modules POINT I/O	1769-L19ER-BB1B

CompactLogix 5370 L2: 1769

The controller includes:

- Integrated 24Vdc power supply
- 2 EtherNet/IP ports with 1 IP address
- Integrated digital I/O, analog I/O and high speed counters
- Possibility of local expansion modules with 1734 POINT I/O.



Digital In. 24Vdc Sink/Source.	Digital Out. 24Vdc Source	Analog In.	Analog Out.	High Speed counter	Memory	Max. EtherNet/IP nodes	Shafts	Max expan. modules	Catalog Number
16	16	-	-	-	0.75 MB	8	-	4	1769-L24ER-QB1B
16	16	4	2	4	0.75 MB	8	-	4	1769-L24ER-QBFC1B
16	16	4	2	4	1 MB	16	4	4	1769-L27ERM-QBFC1B

CompactLogix 5370 L3 and Compact GuardLogix 5370: 1769

The controller includes:

- 2 EtherNet/IP ports with 1 IP address
- Possibility of local expansion modules with 1769 Compact I/O
- Compact GuardLogix with safety SIL 3/PLe

Does not include:

- Power supply
- Bus termination 1769-ERC.



User Memory		EtherNet/IP Nodes	Shafts	Max Local I/O Modules*	Catalog Number
Standard	Safety				
1 MB	-	16	-	8 1769 modules 1 bank of modules	1769-L30ER
1 MB	-	16	4	8 1769 modules 1 bank of modules	1769-L30ERM
1 MB	0.5 MB	16	4	8 1769 modules 1 bank of modules	1769-L30ERMS
2 MB	-	32	-	16 1769 modules 2 bank of modules	1769-L33ER
2 MB	-	32	8	16 1769 modules 2 bank of modules	1769-L33ERM
2 MB	1 MB	32	8	16 1769 modules 2 bank of modules	1769-L33ERMS
3 MB	-	48	16	30 1769 modules 3 bank of modules	1769-L36ERM
3 MB	1.5 MB	48	16	30 1769 modules 3 bank of modules	1769-L36ERMS
4 MB	-	64	16	30 1769 modules 3 bank of modules	1769-L37ERM
4 MB	1.5 MB	64	16	30 1769 modules 3 bank of modules	1769-L37ERMS
5 MB	-	80	16	30 1769 modules 3 bank of modules	1769-L38ERM
5 MB	1.5 MB	80	16	30 1769 modules 3 bank of modules	1769-L38ERMS

*Each bank needs its own power supply and the last one will need an end cap. As many as eight modules can be placed on each side of the power supply

Power Supply for CompactLogix 5370 L3 and Compact GuardLogix 5370



Input Voltage		Current		Catalog Number
VAC	VDC	A 5V	A 24V	
120/240	-	2 A	0.8 A	2080-PSAC-12W
120/240	-	4 A	2 A	2080-PS120-240VAC
-	24	2 A	0.8 A	2080-PSAC-12W
-	24	4 A	2 A	2080-PS120-240VAC

CompactLogix 5380 L3 and Compact GuardLogix 5380: 5069

The controller includes:

- Integrated 24Vdc power supply
- Possibility of local expansion modules with 5069 Compact I/O
- 2 configurable EtherNet/IP ports
- Bus termination 5069-ERC
- Compact GuardLogix safety level SIL 2/PLd.

Does not include:

- Power supply terminals 5069-RTB64-SCREW.



User Memory		Max. EtherNet/IP Nodes	Shafts	Max Local I/O Modules	Catalog Number
Standard	Safety				
0.6 MB	-	16	-	8	5069-L306ER
0.6 MB	-	16	2	8	5069-L306ERM
0.6 MB	0.3 MB	16	-	8	5069-L306ERS2
0.6 MB	0.3 MB	16	2	8	5069-L306ERMS2
1 MB	-	24	-	8	5069-L310ER
1 MB	-	24	4	8	5069-L310ERM
1 MB	0.5 MB	24	-	8	5069-L310ERS2
1 MB	0.5 MB	24	4	8	5069-L310ERMS2
2 MB	-	40	-	16	5069-L320ER
2 MB	-	40	8	16	5069-L320ERM
2 MB	1 MB	40	-	16	5069-L320ERS2
2 MB	1 MB	40	8	16	5069-L320ERMS2
3 MB	-	60	-	31	5069-L330ER
3 MB	-	60	16	31	5069-L330ERM
3 MB	1.5 MB	60	-	31	5069-L330ERS2
3 MB	1.5 MB	60	16	31	5069-L330ERMS2
4 MB	-	90	-	31	5069-L340ER
4 MB	-	90	20	31	5069-L340ERM
4 MB	2 MB	90	-	31	5069-L340ERS2
4 MB	2 MB	90	20	31	5069-L340ERMS2
5 MB	-	120	24	31	5069-L350ERM
5 MB	2.5 MB	120	-	31	5069-L350ERS2
5 MB	2.5 MB	120	24	31	5069-L350ERMS2
8 MB	-	150	28	31	5069-L380ERM
8 MB	4 MB	150	-	31	5069-L380ERS2
8 MB	4 MB	150	28	31	5069-L380ERMS2
10 MB	-	180	32	31	5069-L3100ERM
10 MB	5 MB	180	-	31	5069-L3100ERS2

10 MB	5 MB	180	32	31	5069-L3100ERMS2
-------	------	-----	----	----	-----------------

Software

All CompactLogix and Compact GuardLogix are programmed using Studio 5000 Logix Designer® with the below options or more complete ones:

- MINI EDITION: allow programming using Ladder Diagram (9324-RLD200ENE).
- LITE EDITION: allows programming using Ladder Diagram, Function Block Diagram, Structured Text, Sequential Function Chart and GuardLogix Safety Editor (9324-RLD250ENE).

Network and communications

Stratix 2000: 1783-US

- Unmanaged Ethernet Switch
- Compact and cost effective solution
- Includes ability to automatically negotiate speed and duplex settings Opera con alimentación eléctrica de 20 VAC o 24 VCC.
- Operates on 20V AC or 24V DC power
- Includes automatic cable cross-over detection.



Total Ports	RJ45 Ports	Combo ports	SFP Slots	Catalog Number
5	5 FE			1783-US5T
5	5 GE			1783-US5TG
5	4 FE		1 FE MM	1783-US4T1F
5	4 FE		1 FE SM	1783-US4T1H
8	8 FE			1783-US8T
8	6 FE		2 FE MM	1783-US6T2F
8	6 FE		2 FE SM	1783-US6T2H
8	7 FE		1 FE MM	1783-US7T1F
8	7 FE		1 FE SM	1783-US7T1H
10	6 FE + 2 GE		2 FE MM	1783-US6T2TG2F
10	6 FE + 2 GE		2 FE SM	1783-US6T2TG2H
10	8 GE	2 GE		1783-US8TG2GX
16	16 FE			1783-US16T
18	16 FE	2 FE		1783-US16T2S

*FE = Fast Ethernet; GE = Gigabit Ethernet

Stratix 2500: 1783-LM

- Lightly Managed Switch
- Allows for logical segmentation in a single switch (VLANs)
- Enables network link redundancy and fast link recover with STP
- Secures networks using Port Security
- CIP Interface (Studio 5000 AOP and Faceplate)



Copper ports	Catalog Number
5	1783-LMS5
8	1783-LMS8

Stratix 5700: 1783-BM

- Managed switch
- Offers optional DLR, NAT and PoE.
- Includes security features such as access control lists
- Offers optional Secure Digital (SD) card which provides simplified device replacement.
- CIP Interface (Studio 5000 AOP and Faceplate)



Total Ports	RJ45 Ports	Combo Ports	SFP Slots	PoE Ports	Firmware Type	CIP Sync (IEE 1588)	NAT	Conformal Coating	DLR	Catalog Number
6			4 FE + 2 GE		Lite					1783-BMS4S2SGL
6			4 FE + 2 GE		Full					1783-BMS4S2SGA
6	4 FE		2 FE		Lite					1783-BMS06SL
6	4 FE		2 FE		Full					1783-BMS06SA
6	6 FE				Lite					1783-BMS06TL
6	6 FE				Full					1783-BMS06TA
6	4 FE		2 GE		Lite					1783-BMS06SGL
6	4 FE		2 GE		Full					1783-BMS06SGA
6	4 FE + 2 GE				Lite					1783-BMS06TGL
6	4 FE + 2 GE				Full					1783-BMS06TGA
10	8 FE	2 FE			Lite					1783-BMS10CL
10	8 FE	2 FE			Full					1783-BMS10CA
10	8 FE	2 GE			Lite					1783-BMS10CGL
10	8 FE	2 GE			Full					1783-BMS10CGA
10	8 FE	2 GE			Full	•			•	1783-BMS10CGP
10	8 FE	2 GE			Full	•	•		•	1783-BMS10CGN
18	12 FE	2 GE		4 FE	Lite				•	1783-BMS12T4E2CGL
18	12 FE	2 GE		4 FE	Full	•			•	1783-BMS12T4E2CGP
18	12 FE	2 GE		4 FE	Full	•	•	•	•	1783-BMS12T4E2CGNK
20	16 FE	2 FE	2 FE		Lite				•	1783-BMS20CL
20	16 FE	2 FE	2 FE		Full				•	1783-BMS20CA
20	16 FE	2 GE	2 FE		Lite				•	1783-BMS20CGL
20	16 FE	2 GE	2 FE		Full	•			•	1783-BMS20CGP
20	16 FE	2 GE	2 FE		Full	•	•		•	1783-BMS20CGN
20	16 FE	2 GE	2 FE		Full	•		•	•	1783-BMS20CGPK

PanelView Terminals

PanelView 800: 2711



- TFT touch screen, LCD landscape
- 24 Vcc Power Supply
- Integrated Connected Components Workbench Software
- Separate RS232 and RS422/485 ports
- Ethernet 10/100 Mbps
- USB 2.0 port
- MicroSD slot

Size	Input Type	Memory + RAM	Operating system	Catalog Number
4"	Touch screen and function keys	128Mb + 128Mb	Microsoft Windows CE 6.0	2711R-T4T
7"	Touch screen	256Mb + 256Mb		2711T-T7T
10"	Touch screen	256Mb + 256Mb		2711T-T10T

PanelView 5310: 2713



- Ethernet/IP communication
- Monitors applications from a remote location with VNC connectivity
- Supports 100 screens, connection to one controller, and 1000 alarms

Color Display		Power Supply	Brandless	Catalog Number
Size	Input			
6 in.	Touch screen	DC	No	2713P-T6CD1
			Yes	2713P-T6CD1-B
7 in. (wide screen)	Touch screen	DC	No	2713P-T7WD1
			Yes	2713P-T7WD1-B
9 in. (wide screen)	Touch screen	DC	No	2713P-T9WD1
			Yes	2713P-T9WD1-B
10 in.	Touch screen	DC	No	2713P-T10CD1
			Yes	2713P-T10CD1-B
12 in. (wide screen)	Touch screen	DC	No	2713P-T12WD1
			Yes	2713P-T12WD1-B

PanelView 5510: 2715



- Ethernet/IP communication compatible with DLR
- Monitor applications from a remote location with VNC connectivity.
- Supports 100 screens, connection to one controller, and 1000 alarms
- Allows to visualize PDF files

Color Display		Power supply	Brandless	Catalog Number
Size	Input			
6.5 in.	Touch screen	DC	No	2715P-T7CD
			Yes	2715P-T7CD-B
	Touch screen and function keys		No	2715P-B7CD
			Yes	2715P-B7CD-B
7 in. (wide screen)	Touch screen		No	2715P-T7WD
			Yes	2715P-T7WD-B
9 in. (wide screen)	Touch screen		No	2715P-T9WD
			Yes	2715P-T9WD-B
10.4 in.	Touch screen		No	2715P-T10CD
			Yes	2715P-T10CD-B
	Touch screen and function keys		No	2715P-B10CD
			Yes	2715P-B10CD-B
12 in. (wide screen)	Touch screen		No	2715P-T12WD
			Yes	2715P-T12WD-B
15 in.	Touch screen		No	2715P-T15CD
			Yes	2715P-T15CD-B
	Touch screen and function keys	No	2715P-B15CD	
		Yes	2715P-B15CD-B	
19 in.	Touch screen	No	2715P-T19CD	
		Yes	2715P-T19CD-B	

PanelView Plus 7 Standard: 2711



- Ethernet/IP communication compatible with DLR
- Monitor applications from a remote location with VNC connectivity.
- PDF viewer
- SD card slot
- Offers 50 screens (25 replace and 25 on-top faceplate screens) and 500 alarms when used with FactoryTalk® Machine Edition 9.0 software with connection to one controller

Color touch screen	Brandless	DLR compatible	Catalog Number
Size			
4 in. (wide screen)	No		2711P-T4W21D8S
	Yes		2711P-T4W21D8S-B
	No	•	2711P-T4W22D8S
	Yes	•	2711P-T4W22D8S-B
6 in.	No		2711P-T6C21D8S
	Yes		2711P-T6C21D8S-B
	No	•	2711P-T6C22D8S
	Yes	•	2711P-T6C22D8S-B
7 in.	No		2711P-T7C21D8S
	Yes		2711P-T7C21D8S-B
	No	•	2711P-T7C22D8S
	Yes	•	2711P-T7C22D8S-B
9 in. (wide screen)	No		2711P-T9W21D8S
	Yes		2711P-T9W21D8S-B
	No	•	2711P-T9W22D8S
	Yes	•	2711P-T9W22D8S-B
10 in.	No		2711P-T10C21D8S
	Yes		2711P-T10C21D8S-B
	No	•	2711P-T10C22D8S
	Yes	•	2711P-T10C22D8S-B
12 in. (wide screen)	No		2711P-T12W21D8S
	Yes		2711P-T12W21D8S-B
	No	•	2711P-T12W22D8S
	Yes	•	2711P-T12W22D8S-B
15 in.	No		2711P-T15C21D8S
	Yes		2711P-T15C21D8S-B
	No	•	2711P-T15C22D8S
	Yes	•	2711P-T15C22D8S-B

PanelView Plus 7 Performance: 2711



- Ethernet/IP communication compatible with DLR
- Monitor applications from a remote location with VNC connectivity.
- Web browser, Microsoft file viewers, text editor, PDF viewer, remote desktop connection, and media player on the terminal desktop.
- SD card slot

Color display TFT		Power Supply	Brandless	Catalog Number
Size	Input			
7 in.	Touch screen	DC	No	2711P-T7C22D9P
			Yes	2711P-T7C22D9P-B
	Touch screen and function keys	AC	No	2711P-T7C22A9P
			Yes	2711P-T7C22A9P-B
	Touch screen and function keys	DC	No	2711P-B7C22D9P
			Yes	2711P-B7C22D9P-B
Touch screen and function keys	AC	No	2711P-B7C22A9P	
		Yes	2711P-B7C22A9P-B	
9 in. (wide screen)	Touch screen	DC	No	2711P-T9W22D9P
			Yes	2711P-T9W22D9P-B
	Touch screen	AC	No	2711P-T9W22A9P
			Yes	2711P-T9W22A9P-B
	Touch screen	DC	No	2711P-T10C22D9P
			Yes	2711P-T10C22D9P-B
Touch screen and function keys	AC	No	2711P-T10C22A9P	
		Yes	2711P-T10C22A9P-B	
10 in.	Touch screen and function keys	DC	No	2711P-B10C22D9P
			Yes	2711P-B10C22D9P-B
	Touch screen and function keys	AC	No	2711P-B10C22A9P
			Yes	2711P-B10C22A9P-B
	Touch screen	DC	No	2711P-T12W22D9P
			Yes	2711P-T12W22D9P-B
Touch screen	AC	No	2711P-T12W22A9P	
		Yes	2711P-T12W22A9P-B	

Color display TFT		Power Supply	Brandless	Catalog Number
Size	Input			
15 in.	Touch screen	DC	No	2711P-T15C22D9P
			Yes	2711P-T15C22D9P-B
		AC	No	2711P-T15C22A9P
			Yes	2711P-T15C22A9P-B
	Touch screen and function keys	DC	No	2711P-B15C22D9P
			Yes	2711P-B15C22D9P-B
	AC	No	2711P-B15C22A9P	
		Yes	2711P-B15C22A9P-B	
19 in.	Touch screen	DC	No	2711P-T19C22D9P
			Yes	2711P-T19C22D9P-B
		AC	No	2711P-T19C22A9P
			Yes	2711P-T19C22A9P-B

IEC Standards Motor Power and Current

230 V			400 V			500 V			690 V		
[KW]	[HP]	[A]	[KW]	[HP]	[A]	[KW]	[HP]	[A]	[KW]	[HP]	[A]
			0.25	0.33	0.83	0.37	0.5	0.88	0.55	0.75	0.9
			0.37	0.5	1.1	0.55	0.75	1.24	0.75	1	1.16
0.25	0.33	1.43	0.55	0.75	1.55	0.75	1	1.6	1.1	1.5	1.6
0.37	0.5	1.9	0.75	1	2	1.1	1.5	2.2	1.5	2	2.05
0.55	0.75	2.67	1.1	1.5	2.75	1.5	2	2.8	2.2	3	2.85
0.75	1	3.45	1.5	2	3.5	2.2	3	3.9	3	4	3.9
1.1	1.5	4.75	2.2	3	4.9	3	4	5.4	4	5.5	5
1.5	2	6.05	3	4	6.8				5.5	7.5	6.5
2.2	3	8.45	4	5.5	8.7	4	5.5	7	7.5	10	8.6
						5.5	7.5	9.1			
3	4	11.7	5.5	7.5	11.3	7.5	10	11.9			
4	5.5	15	7.5	10	14.8				11	15	12.5
			9	12	18	11	15	17	15	20	17
5.5	7.5	19.5							18.5	25	20.5
			11	15	21.5	15	20	23			
7.5	10	25.5							22	30	24.5
				15	20	29	18.5	25	28		
									30	40	32.5
11	15	37	18.5	25	35	22	30	33.5			
									37	50	39.5
			22	30	42						
15	20	50				30	40	45	45	60	47
						37	50	54.5			
			30	40	56.5				55	75	57
19	25	60.5				45	60	64			
			37	50	68						
22	30	72.5									
			45	60	82	55	75	80	75	100	77
30	40	97.5	55	75	100				90	125	91
			63	85	115						
						75	100	106			
37	50	117							110	150	110
			75	100	133	90	125	126	132	175	135
45	60	141									
			90	125	158	110	150	153	160	220	161
55	75	173									
			110	150	193	132	175	184	200	270	200
75	100	229	132	175	230	160	220	224			
									250	340	250
90	125	272	160	220	280	200	270	280			
									315	430	310
110	150	333				250	340	344			
			200	270	350				355	190	350
132	175	395							400	550	400
			250	340	430	315	430	432			
									450	600	440
160	220	485				355	490	488	500		490
			315	430	540				560		545
						400	550	552			
200	270	605	355	490	610	450	600	608	630		620
			400	550	690	500		680	710		700

Data for motors 50/60 Hz; 1500min⁻¹

UL Standards Motor Horsepower and Current

Disclaimer: Official data in table 50.1 of Industrial Control PanelsUL508A

[HP]	Induction Motor (A)							Synchronous Motor* (A)			
	115 V	200 V	208 V	230 V	460 V	575 V	2300 V	230 V	460 V	575 V	2300 V
0.5	4.4	2.5	2.4	2.2	1.1	0.9					
0.75	6.4	3.7	3.5	3.2	1.6	1.3					
1	8.4	4.8	4.6	4.2	2.1	1.7					
1.5	12.0	6.9	6.6	6.0	3.0	2.4					
2	13.6	7.8	7.5	6.8	3.4	2.7					
3		11.0	10.6	9.6	4.8	3.9					
5		17.5	16.7	15.2	7.6	6.1					
7.5		25.3	24.2	22	11	9					
10		32.2	30.8	28	14	11					
15		48.3	46.2	42	21	17					
20		62.1	59.4	54	27	22					
25		78.2	74.8	68	34	27		53	26	21	
30		92	88	80	40	32		63	32	26	
40		120	114	104	52	41		83	41	33	
50		150	143	130	65	52		104	52	42	
60		177	169	154	77	62	16	123	61	49	12
75		221	211	192	96	77	20	155	78	62	15
100		285	273	248	124	99	26	202	101	81	20
125		359	343	312	156	125	31	253	126	101	25
150		414	396	360	180	144	37	302	151	121	30
200		552	528	480	240	192	49	400	201	161	40
250					302	242	60				
300					361	289	72				
350					414	336	83				
400					477	382	95				
450					515	412	103				
500					590	472	118				

Note: For power factors 80% and 90% multiply values for 1.25 and 1.1 respectively

Catalog Number Index

100-C.....	38	193-ED.....	49
100-E.....	41	193-EE.....	49
100-K.....	35	193-K.....	47
100S-C/-E.....	45	193-T1.....	48
1408.....	125	194E.....	22
140F.....	121	194L.....	30
140G.....	16	194R.....	31
140M.....	10	194U.....	23
140MG.....	14	2080.....	176
140MP.....	7	20F.....	83
141A.....	58	22F.....	71
1420.....	124	22G.....	85
1426.....	125	25A.....	76
1489.....	113	25B.....	79
1492-FB.....	120	2711.....	187
1492-J.....	153	2713.....	187
1492-M.....	157	2715.....	188
1492-P.....	157	440.....	158
1492-RCDA.....	116	445L.....	174
1492-REC.....	61	450L-B.....	172
1492-SP.....	100	450L-E.....	173
150-C.....	64	5069.....	183
150-F.....	66	700-CF.....	90
150-S.....	69	700-F.....	98
154.....	62	700-HA.....	97
156-C.....	56	700-HC.....	96
1606-XLB.....	122	700-HK.....	95
1606-XLE.....	122	700-HL.....	93
1606-XLP.....	123	700-HPS.....	96
1606-XLS.....	123	700-K.....	89
1694.....	118	800F.....	126
1769.....	181	854J.....	146
1783.....	185	854K.....	148
188-J.....	110	855.....	143
188-K.....	107	855E.....	147
193-1EE.....	51	855T.....	149
193-1EF.....	51	856T.....	150
193-E300/E200.....	54		



ROCKWELL AUTOMATION SERVICES

For more information about how we can help you solve your unique business challenges, contact your local authorised Allen-Bradley distributor or Rockwell Automation sales office, or visit: rok.auto/services



Allen-Bradley and Lektronix are trademarks of Rockwell Automation, Inc.
Trademarks not belonging to Rockwell Automation are property of their respective companies.

Connect with us.     

rockwellautomation.com

Americas: Rockwell Automation, 1201 South Second Street, Milwaukee, WI 53204-2496 USA, Tel: (1) 414.382.2000, Fax: (1) 414.382.4444

Europe/Middle East/Africa: Rockwell Automation NV, Pegasus Park, De Kleetlaan 12a, 1831 Diegem, Belgium, Tel: (32) 2 663 0600, Fax: (32) 2 663 0640

Asia Pacific: Rockwell Automation, Level 14, Core F, Cyberport 3, 100 Cyberport Road, Hong Kong, Tel: (852) 2887 4788, Fax: (852) 2508 1846